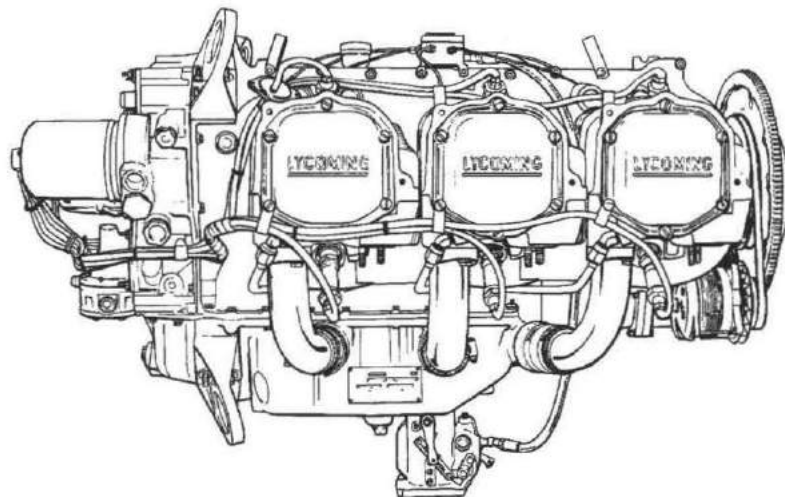


# LYCOMING PARTS CATALOG

IO-540-(W.C.F.) MODELS  
AIRCRAFT ENGINES



PC-615

OCTOBER, 1979

---

**TEXTRON** Lycoming

Reciprocating Engine Division/  
Subsidiary of Textron Inc.

652 Oliver Street  
Williamsport, PA 17701 U.S.A.



# TECHNICAL PUBLICATION SUPPLEMENT

SUPPLEMENT No.	ENGINE MODEL	PUBLICATION No.	PUBLICATION DATE
SSP- 1084-1	IO-540 Series	PC-615	October, 1979

This supplement is arranged in the same basic format as the original parts catalog.  
Insert in front of catalog for useage of subject matter.

Revised January, 1985

Page 1

Figure 27A Oil Sump Assembly and Aerobatic  
Components list page added for AEIO models.

Revised January, 1985

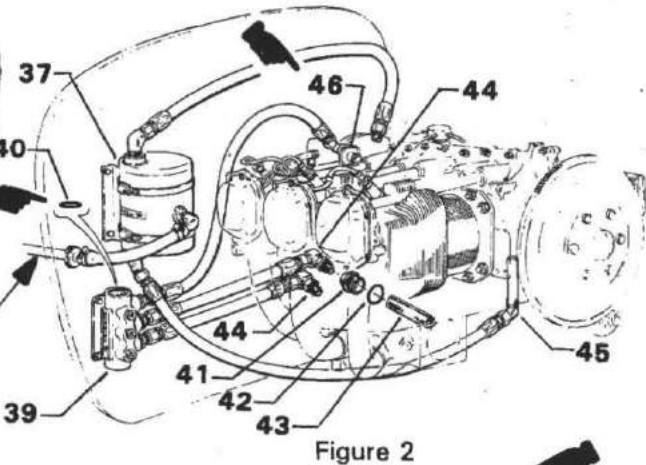
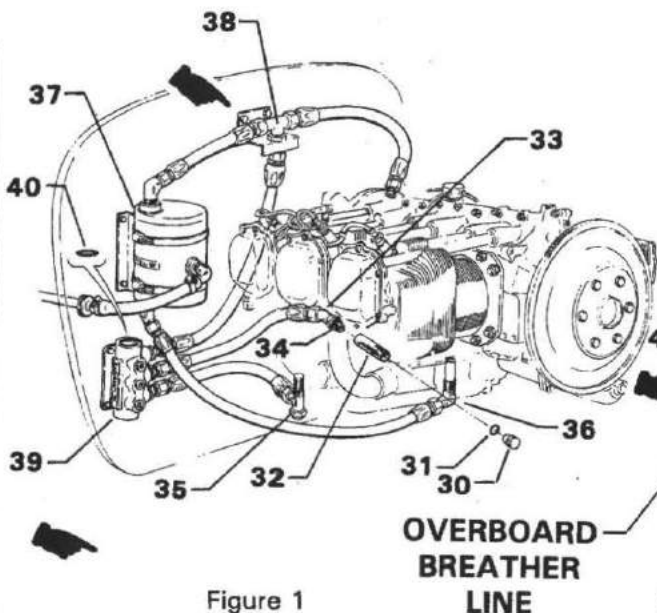
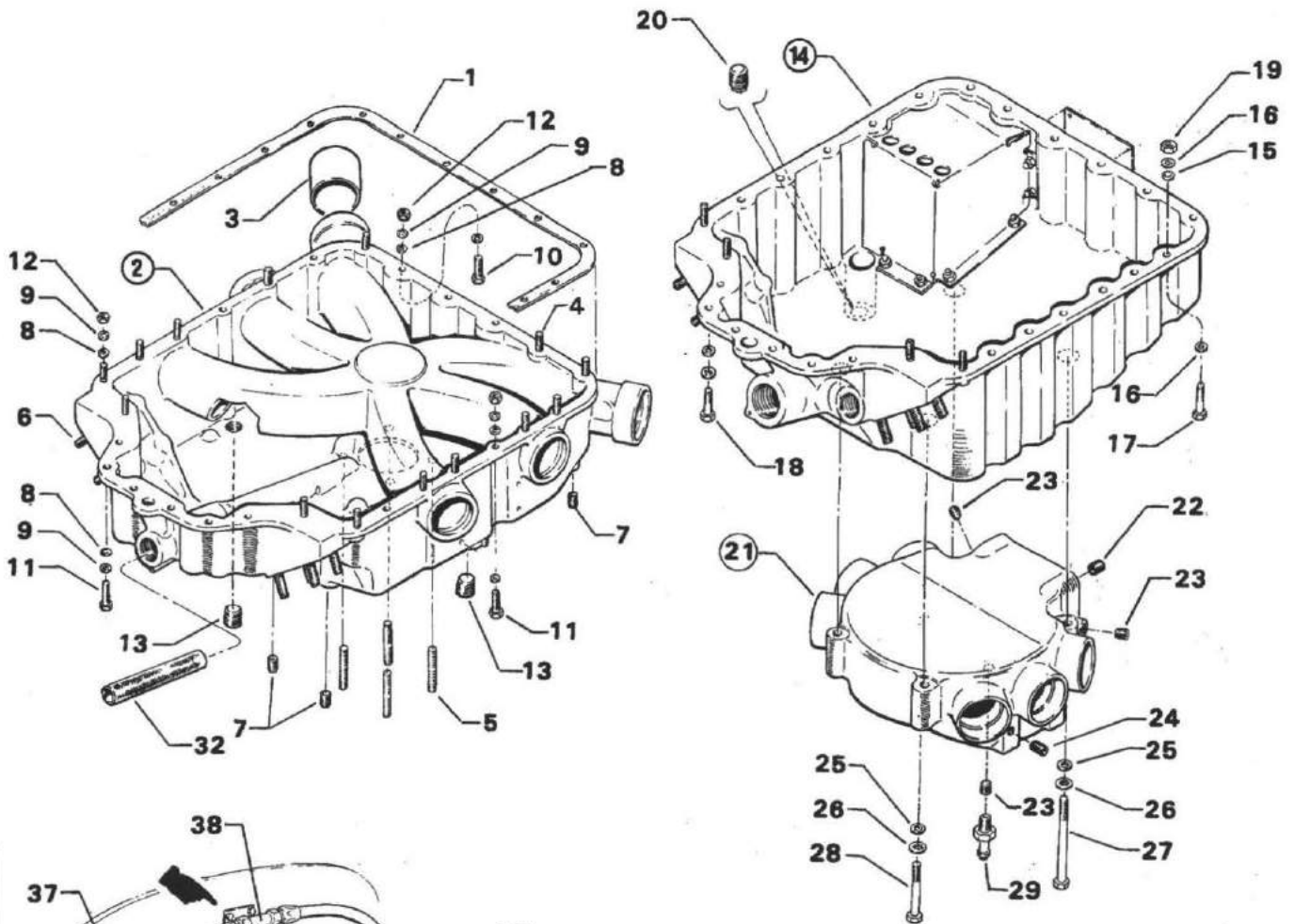
Page 2

Figure 27A Oil Sump Assembly and Aerobatic  
Components illustration page added for AEIO models.









**Figure 27A. Oil Sump Assembly, Suction Screen and Aerobatic Components**

## **SUPPLEMENTAL PARTS LIST SSP881**

**To Provide Parts Coverage for Avco Lycoming Model  
IO-540-W1A5D and AEIO-540-L1B5D Aircraft Engines**

This parts supplement follows the same basic format as PC-615 with which it is used. All parts peculiar to the IO-540-W1A5D and AEIO-540-L1B5D models are listed in this supplement.

In cases where the IO-540-W1A5D differs from the AEIO-540-L1B5D it is so noted under the column Model Usage. No designation under this column indicates parts apply to both models.

IO-540-W1A5D and AEIO-540-L1B5D

SECTION 1  
CRANKCASE, CRANKSHAFT AND CAMSHAFT GROUP

Page 1-1 - Figure 1  
Crankcase Assembly

Ref. No.	Part No.	Description	Qty. Per Eng.	Model Usage
1	LW-14675	CRANKCASE ASSEMBLY	1	-W1A5D
	LW-18093	CRANKCASE ASSEMBLY	1	-L1B5D
2	31C-12	STUD, 5/16-18 x 1-1/2 long	2	
3	31C-13	STUD, 5/16-18 x 1-5/8 long	1	
4	38-13	STUD, 3/8-16 x 1-5/8 long	24	
5	38-16	STUD, 3/8-16 x 2.00 long	8	
6	38-22	STUD, 3/8-16 x 2-3/4 long	1	
7	38D-17	STUD, 3/8-16 x 2-1/8 long, drilled	1	
8	50-15	STUD, 1/2-20 x 1-7/8 long	12	
10	69796	DOWEL, Crankshaft bearing	2	
12	STD-514	DOWEL, 5/16 dia. x 1/2 long	2	
13	STD-557	DOWEL, 1/2 dia. x 11/16 long	2	
14	STD-1339	PLUG, 1/16-27 pipe, Allen	1	
15	1102	PLUG, 1/8 pipe, Allen	4	
16	65007	RETAINER, Shroud tube seal	12	
17	72158	BUSHING, Gov. drive idler shaft	1	
18	31C-16	STUD, 5/16-18 x 2.00 long	4	
19	73772	NOZZLE ASSEMBLY, Piston cooling	6	-L1B5D

Page 1-3 - Figure 2  
Oil Level Gages and Engine Mounting Brackets

1	70457	GASKET, Oil filler extension	1	
2	75675	EXTENSION, Oil filler, 2-3/16 long	1	
3	72220	GASKET, Oil level gage	1	
4	LW-14800	GAGE ASSY., Oil level (75675 extension)	1	-W1A5D
	LW-14799	GAGE ASSY., Oil level (75675 extension)	1	-L1B5D
5	72306	BRACKET, Engine mounting	4	
6	STD-33	WASHER, 3/8 plain	16	
7	STD-678	WASHER, 3/8 lock, internal teeth	16	
8	STD-596	NUT, 3/8-24 plain	16	

Page 1-5 - Figure 3  
Crankcase Related Parts

1	1028-B	BALL, 11/16 dia.	1	
2	61084	SPRING, Oil pressure relief valve	1	
3	STD-425	WASHER, No. 10 plain (Max. 9)	un	-W1A5D
4	STD-1045	GASKET, 1-1/4 ID x 1-1/2 OD x 3/32 annular	1	
5	76529	PLUG, Oil relief valve	1	-W1A5D

IO-540-W1A5D and AEIO-540-L1B5D

SECTION 1 (CONT.)  
CRANKCASE, CRANKSHAFT AND CAMSHAFT GROUP

Page 1-5 - Figure 3 (Cont.)  
Crankcase Related Parts

Ref. No.	Part No.	Description	Qty. Per Eng.	Model Usage
6	77808	VALVE ASSY., Oil pressure relief, adj.	1	-L1B5D
7	LW-15278	BEARING, Crankshaft	6	-W1A5D
	LW-14830	BEARING, Crankshaft	6	-L1B5D
8	LW-13884	BEARING, Crankshaft, front	2	-W1A5D
	LW-13885	BEARING, Crankshaft, front	2	-L1B5D
9	LW-13792	SEAL, Crankshaft, oil	1	-W1A5D
	LW-15628	SEAL, Crankshaft, oil	1	-L1B5D
10	72091	RING, Oil seal, 23/64 ID x 7/64 dia. sect.	2	
11	72877	BODY, Hydraulic tappet	12	

Page 1-6 - Figure 4  
Propeller Governor Drive Assembly

1	LW-10442	GEAR, Propeller governor drive	1	
2	LW-14021	SHAFT, Prop. governor idler gear	1	
3	LW-10541	GEAR ASSEMBLY, Prop. governor idler	1	
4	77872	BUSHING, Prop. governor idler gear	2	
5	STD-19	DOWEL, 3/32 dia. x 7/32 long	1	
6	STD-798	DOWEL, 3/32 dia. x 9/32 long	1	
7	73249	WASHER, Thrust	un	
	73250	WASHER, Thrust	un	
	73251	WASHER, Thrust	un	
	73252	WASHER, Thrust	un	
8	AN565B1032H5	SET SCREW, No. 10-32 x 5/16 long	1	
9	70455	GASKET, 25/32 ID x 1-1/8 OD x 1/16 thick	1	
10	LW-13896	PLUG, 3/4-16 hex hd.	1	
11	72053	GASKET, Governor	1	
12	72378	COVER, Governor drive	1	
13	STD-35	WASHER, 5/16 plain	un	
14	STD-475	WASHER, 5/16 lock, internal teeth	4	
15	STD-1410	NUT, 5/16-18 plain	4	

Page 1-7 - Figure 5  
Crankshaft, Camshaft and Related Parts

1	LW-17682	CRANKSHAFT AND COUNTERWEIGHT ASSY.	1	-W1A5D
	LW-17783	CRANKSHAFT AND COUNTERWEIGHT ASSY.	1	-L1B5D
2	LW-17652	CRANKSHAFT ASSY.	1	-W1A5D
	LW-17758	CRANKSHAFT ASSY.	1	-L1B5D
3	STD-1211	PLUG, 2.00 dia. expansion	1	

IO-540-W1A5D and AEIO-540-L1B5D

SECTION 1 (CONT.)  
CRANKCASE, CRANKSHAFT AND CAMSHAFT GROUP

Page 1-7 - Figure 5 (Cont.)  
Crankshaft, Camshaft and Related Parts

Ref. No.	Part No.	Description	Qty. Per Eng.	Model Usage
4	73810	BUSHING, Crankshaft counterweight	4	
5	61510	PLUG, 1-3/4 dia.	1	-W1A5D
	60945	PLUG, 1-1/4 dia.	1	-L1B5D
6	72062	BUSHING, Propeller flange, long	4	-W1A5D
7	72061	BUSHING, Propeller flange, short	1	-W1A5D
8	72060	BUSHING, Propeller flange, indexing	1	-W1A5D
9	75656	BUSHING, Propeller flange, long	4	-L1B5D
10	72155	BUSHING, Propeller flange, short	1	-L1B5D
11	75657	BUSHING, Propeller flange, indexing	1	-L1B5D
12	STD-2078	DOWEL, 3/8 OD x 1/2 long	1	
13	72801	COUNTERWEIGHT ASSY.	2	-W1A5D
	73644	COUNTERWEIGHT ASSY.	2	-L1B5D
14	71903	BUSHING, Dynamic counterweight	8	
15	72797	ROLLER, Dynamic counterweight, 6.3 order	2	-W1A5D
	76788	ROLLER, Dynamic counterweight, 6.3 order	2	-L1B5D
16	72965	ROLLER, Dynamic counterweight, 5.1 order	2	-W1A5D
	76787	ROLLER, Dynamic counterweight, 5.1 order	2	-L1B5D
17	LW-14820	RING, Internal retaining	8	
18	71907	WASHER, Dynamic counterweight	8	
19	LW-10284	GEAR, Crankshaft	1	
20	LW-10332	LOCKPLATE, Crankshaft gear	1	
21	AN8-14A	BOLT, 1/2-20 x 1-19/32 long	1	
22	LW-13908	CAMSHAFT	1	-W1A5D
	76148	CAMSHAFT	1	-L1B5D
23	LW-16470	SUPPORT ASSY., Starter ring gear	1	-W1A5D
	77579	SUPPORT ASSY., Starter ring gear	1	-L1B5D
24	72566	GEAR, Starter ring, 12/14 pitch	1	

Page 1-9 - Figure 6  
Crankshaft Idler Gears and Tachometer Drive

4	LW-10290	GEAR ASSY., Crankshaft idler (pump cam)	1	-W1A5D
	LW-10292	GEAR ASSY., Crankshaft idler, plain	1	-L1B5D
	LW-10299	SHAFT, Crankshaft idler gear	1	
	LW-10659	GEAR ASSY., Crankshaft idler	1	-W1A5D
	LW-10299	SHAFT, Crankshaft idler gear	1	-W1A5D
5	LW-10297	GEAR ASSY., Crankshaft idler (heavy)	1	-L1B5D
	LW-10300	SHAFT, Crankshaft idler	1	-L1B5D
	LW-10325	SPACER, Idler gear	1	
6	LW-10324	GEAR ASSY., Fuel pump idler	1	-L1B5D
	LW-10299	SHAFT, Crankshaft idler gear	1	-L1B5D

IO-540-W1A5D and AEIO-540-L1B5D

SECTION 1 (CONT.)  
CRANKCASE, CRANKSHAFT AND CAMSHAFT GROUP

Page 1-9 - Figure 6 (Cont.)  
Crankshaft Idler Gears and Tachometer Drive

Ref. No.	Part No.	Description	Qty. Per Eng.	Model Usage
	LW-10325	SPACER, Idler gear	1	-L1B5D
10	76155	SHAFT ASSY., Tachometer	1	
11	78368	PIN, 3/16 x 2-5/16 long	1	
12	76118	SPACER, Tachometer shaft centering	1	
13	MS16625-1081	RING, Internal retaining	1	
14	61544	PLUNGER, Fuel pump	1	-W1A5D

Page 1-10 - Figure 7  
Crankcase Attaching Parts

1	STD-1414	BOLT, 1/4-20 x 1-1/2 long, hex. hd.	7	-W1A5D
	STD-1414	BOLT, 1/4-20 x 1-1/2 long, hex. hd.	11	-L1B5D
2	STD-1931	BOLT, 1/4-20 x 1-7/8 long, hex. hd.	1	-W1A5D
3	STD-1646	BOLT, 1/4-20 x 2.00 long, hex. hd.	2	-W1A5D
4	STD-8	WASHER, 1/4 plain	25	-W1A5D
	STD-8	WASHER, 1/4 plain	27	-L1B5D
5	60803	STRAP, Lifting	2	
6	STD-2084	BOLT, 1/4-20 x 1-3/4 long, hex. hd.	1	-W1A5D
	STD-2084	BOLT, 1/4-20 x 1-3/4 long, hex. hd.	1	-L1B5D
7	STD-1419	BOLT, 1/4-20 x 1-1/8 long, hex. hd.	4	
8	STD-160	WASHER, 1/4 lock, internal teeth	16	
9	STD-1411	NUT, 1/4-20 plain	12	
10	STD-1416	BOLT, 1/4-20 x 1-1/2 long, hex. hd., dr. end	6	
11	STD-8	WASHER, 1/4 plain (Max. 18)	un	
12	STD-1409	NUT, 1/4-20 slotted shear	6	
13	STD-33	WASHER, 3/8 plain	1	
14	STD-872	NUT, 3/8-24 slotted	1	
15	AN6-34A	BOLT, 3/8-24 x 3-37/64 long, hex. hd.	1	
16	STD-33	WASHER, 3/8 plain	3	
17	STD-678	WASHER, 3/8 lock, internal teeth	2	
18	STD-596	NUT, 3/8-24 plain	2	
20	76220	STUD, 1/2-20 x 10-45/64 long	8	

SECTION 2  
ACCESSORY HOUSING AND RELATED PARTS

Page 2-1 - Figure 8  
Accessory Housing Assembly

1	73818	GASKET, Accessory housing	1	
---	-------	---------------------------	---	--



IO-540-W1A5D and AEIO-540-L1B5D

SECTION 2 (CONT.)  
ACCESSORY HOUSING AND RELATED PARTS

Page 2-1 - Figure 8 (Cont.)  
Accessory Housing Assembly

Ref. No.	Part No.	Description	Qty. Per Eng.	Model Usage
3	LW-10908	HOUSING ASSEMBLY, Accessory	1	-W1A5D
	LW-10905	HOUSING ASSEMBLY, Accessory	1	-L1B5D
5	31CD-20	STUD, 5/16-18 x 2-1/2 long, drilled	3	
	31C-13	STUD, 5/16-18 x 1-5/8 long	2	
7	31C-19	STUD, 5/16-18 x 2-3/8 long	4	-L1B5D
9	25C-12	STUD, 1/4-20 x 1-1/2 long	8	
13	STD-1339	PLUG, 1/16 NPT, Allen	1	-L1B5D
14	LW-10341	INSERT, 1.00-14 x 3/8 long, Heli-coil	1	
15	LW-12589	INSERT, 5/8-18 x 3/8 long, Heli-coil	1	
16	MS124703	INSERT, 3/4-16 x 1-1/8 long, Heli-coil	1	
	76156	SHIELD, Oil accessory breather	1	
	STD-2206	DOWEL, 27/64 dia. x 1/2 long	1	-L1B5D
	1102	PLUG, 1/8-27 NPT, Allen	1	-W1A5D

Page 2-3 - Figure 9  
Oil Pump Assembly and Accessory Housing Attaching Parts

11	LW-10344	BODY ASSEMBLY, Oil pump	1	
	60329	SHAFT, Oil pump idler	1	
	STD-714	PIN, 1/8 dia. x 1.00 long, cotter	1	
12	61297	IMPELLER, Oil pump driving	1	
13	61298	IMPELLER, Oil pump driven	1	
14	LW-10318	GEAR ASSEMBLY, Oil pump drive	1	
	61166	THRUST BUTTON, Oil pump drive gear	1	
15	STD-35	WASHER, 5/16 plain	3	
16	STD-1420	NUT, 5/16-18 slotted	3	
17	LW-14260	SEAL, Tachometer drive, oil	1	
18	STD-8	WASHER, 1/4 plain	12	
19	STD-160	WASHER, 1/4 lock, internal	12	
20	STD-1204	BOLT, 1/4-20 x 15/16 long, hex. hd.	9	
23	STD-1875	BOLT, 1/4-20 x 13/16 long, hex. hd.	2	
24	STD-1215	BOLT, 1/4-20 x 1-1/4 long, hex. hd.	1	

Page 2-5 - Figure 10  
Oil Filter Assembly and Oil Cooler Bypass Valve

12	LW-10321	SPRING, Oil filter bypass valve	1	
13	76539	SEAT, Oil relief valve	1	
14	LW-10320	SLEEVE, Oil filter bypass valve	1	
15	MS16625-1100	RING, Internal retaining	1	
16	LW-13906	OIL FILTER ASSEMBLY, Short	1	-W1A5D



IO-540-W1A5D and AEIO-540-L1B5D

SECTION 2 (CONT.)  
ACCESSORY HOUSING AND RELATED PARTS

Page 2-5 - Figure 10 (Cont.)  
Oil Filter Assembly and Oil Cooler Bypass Valve

Ref. No.	Part No.	Description	Qty. Per Eng.	Model Usage
	LW-10660	OIL FILTER ASSEMBLY	1	-L1B5D
17	LW-13904	KIT, Converter plate, oil filter	1	-W1A5D
18	75944	VALVE ASSY., Temp. control oil cooler bypass	1	

Page 2-7 - Figure 11  
Vacuum Pump Drive, Oil Cooler Fittings and Breather Fittings

6	71596	WASHER, Accessory drive gear	1	-W1A5D
7	LW-10307	GEAR ASSEMBLY, Accessory driven	1	-W1A5D
9	STD-208	OIL SEAL, 7/8 ID x 1-1/2 OD x 5/16 wide	1	-W1A5D
10	8313	GASKET, Vacuum pump	1	
11	60430	COVER, Vacuum pump	1	-W1A5D
	LW-16878	ADAPTER, Breather	1	-L1B5D
12	STD-8	WASHER, 1/4 plain	4	
13	STD-160	WASHER, 1/4 lock, internal teeth	4	
14	STD-1411	NUT, 1/4-20 plain	4	
19	72996	FITTING, Breather	1	-W1A5D
20	MS29512-10	SEAL, Oil, 3/32 section x 45/64 ID	1	-W1A5D
	MS29512-10	SEAL, Oil, 3/32 section x 45/64 ID	2	-L1B5D
21	AN814-10L	PLUG, 7/8-14 thd.	1	
22	LW-14178	PLUG, 7/8-14 thd.	1	-L1B5D
	MS29512-10	SEAL, Oil, 3/32 section x 45/64 ID	2	
27	LW-14828	REDUCER, 1/2 tubing to 5/8 tubing	2	

Page 2-9 - Figure 12  
Hydraulic Pump Drive and Covers

13	8313	GASKET, Hydraulic pump	1	
14	60430	COVER, Hydraulic pump	1	
15	STD-8	WASHER, 1/4 plain	4	
16	STD-160	WASHER, 1/4 lock, internal teeth	4	
17	STD-1411	NUT, 1/4-20 plain	4	
19	LW-10313	GEAR ASSEMBLY, Accessory driven	1	-L1B5D
20	71596	WASHER, Accessory drive gear	1	-L1B5D
21	STD-208	OIL SEAL, 7/8 ID x 1-1/2 OD x 5/16 wide	1	-L1B5D

Page 2-11 - Figure 13  
Fuel Pump and Fuel Pump Drives

1	LW-15473	FUEL PUMP	1	-W1A5D
---	----------	-----------	---	--------

IO-540-W1A5D and AEIO-540-L1B5D

SECTION 2 (CONT.)  
ACCESSORY HOUSING AND RELATED PARTS

Page 2-11 - Figure 13 (Cont.)  
Fuel Pump and Fuel Pump Drives

Ref. No.	Part No.	Description	Qty. Per Eng.	Model Usage
2	60096	GASKET, Fuel pump	1	-W1A5D
3	STD-33	WASHER, 3/8 plain	2	-W1A5D
4	STD-1882	SCREW, 3/8-16 x 1-9/32 long, socket. hd., dr. hd.	2	-W1A5D
5	LW-10799	SPACER, Fuel pump insulating	1	-L1B5D
6	LW-12534	PUMP, Fuel	1	-L1B5D
7	STD-35	WASHER, 5/16 plain	4	-L1B5D
8	STD-475	WASHER, 5/16 lock, internal teeth	4	-L1B5D
9	STD-1410	NUT, 5/16-18 plain	4	-L1B5D
	72377	ELBOW, 3/8 tubing, adjustable, 90°	2	-W1A5D
13	LW-10324	GEAR ASSY., Fuel pump idler	1	-L1B5D
	LW-10299	SHAFT, Crankshaft idler gear	1	-L1B5D
17	69164	GASKET, Fuel pump adapter	1	-L1B5D
19	69159	ADAPTER ASSY., Fuel pump drive	1	-L1B5D
20	STD-1774	PIN, 1/8 dia. x 1/4 long	1	-L1B5D
21	STD-213	SEAL, Oil, 3/4 ID x 1-3/8 OD	1	-L1B5D
22	LW-10329	SHAFTGEAR ASSY., Fuel pump drive	1	-L1B5D

SECTION 3  
CYLINDER, PISTON AND VALVE TRAIN

Page 3-1 - Figure 14  
Connecting Rod, Piston and Ring Assemblies

1	LW-13865	CONNECTING ROD ASSEMBLY	6	-W1A5D
	LW-10646	CONNECTING ROD ASSEMBLY	6	-L1B5D
2	LW-13923	BUSHING, Connecting rod, upper	6	
3	75061	BOLT, Connecting rod	12	-W1A5D
	75060	BOLT, Connecting rod	12	-L1B5D
4	LW-12186	NUT, Connecting rod	12	
5	LW-13521	BEARING, Connecting rod	12	-W1A5D
	LW-14954	BEARING, Connecting rod	12	-L1B5D
6	LW-13396	PISTON, Compression ratio, 8.50:1	6	-W1A5D
	LW-10207	PISTON, Compression ratio, 8.7:1	6	-L1B5D
7	74241	RING, Piston, compression	12	
8	73857	RING, Piston, oil regulating, expander type	6	
9	LW-14068	PIN, Piston	6	-W1A5D
	LW-14078	PIN, Piston	6	-L1B5D
10	60828	PLUG, Piston pin	12	

IO-540-W1A5D and AEIO-540-L1B5D

SECTION 3 (CONT.)  
CYLINDER, PISTON AND VALVE TRAIN

Page 3-4 - Figure 15  
Cylinder Assembly

Ref. No.	Part No.	Description	Qty. Per Eng.	Model Usage
1	LW-13870	CYLINDER AND HEAD ASSY., Nitrided	6	-W1A5D
	LW-12987	CYLINDER AND HEAD ASSY., Nitrided	6	-L1B5D
2	72057	SEAT, Intake valve	6	-W1A5D
	LW-12688	SEAT, Intake valve	6	-L1B5D
3	72058	SEAT, Exhaust valve	6	-W1A5D
	71894	SEAT, Exhaust valve	6	-L1B5D
4	76943	GUIDE, Valve, intake	6	-W1A5D
	LW-11956	GUIDE, Valve, intake	6	-L1B5D
5	77160	GUIDE, Valve, exhaust	6	-W1A5D
	LW-11957	GUIDE, Valve, exhaust	6	-L1B5D
6	66796	INSERT, Spark plug, 18-1.5 MM	12	
7	STD-1872	INSERT, 1/8-27 Heli-coil, taper pipe thd.	12	
8	31C-12	STUD, 5/16-18 x 1-1/2 long	12	
9	25C-9	STUD, 1/4-20 x 1-1/8 long	6	-W1A5D
10	25C-8	STUD, 1/4-20 x 1.00 long	24	-L1B5D
11	66610	BUSHING, Rocker shaft	24	-W1A5D
	66670	BUSHING, Rocker shaft	24	-L1B5D
12	MS20823-6D	ELBOW, 45° x 3/8 flared tube	6	
13	72343	STABILIZER, Cyl. head fins - 15 teeth	6	-L1B5D
	72344	STABILIZER, Cyl. head fins - 26 teeth	6	-L1B5D
	1102	PLUG, 1/8-27 NPT, Allen	6	

Page 3-5 - Figure 16  
Valve Assembly

1	73938	VALVE, Intake	6	-W1A5D
	LW-13622	VALVE, Intake	6	-L1B5D
2	74541	VALVE, Exhaust, rotator type	6	-W1A5D
	73111	VALVE, Exhaust, rotator type	6	-L1B5D
3	LW-11795	SPRING, Valve, inner	12	-W1A5D
	LW-11797	SPRING, Valve, inner	12	-L1B5D
4	LW-11800	SPRING, Valve, outer	12	-W1A5D
	LW-11796	SPRING, Valve, outer	12	-L1B5D
5	65441	SEAT, Valve spring, lower, intake	6	-W1A5D
	LW-13321	SEAT, Valve spring, lower, intake	6	-L1B5D
6	LW-10077	SEAT, Valve spring, upper, intake	6	-W1A5D
	69532	SEAT, Valve spring, upper, intake	6	-L1B5D
7	LW-13323	SEAT, Valve spring, lower, exhaust	6	-W1A5D
	LW-13322	SEAT, Valve spring, lower, exhaust	6	-L1B5D
8	LW-16475	SEAT, Valve spring, upper, exhaust, rotator type	6	

IO-540-W1A5D and AEIO-540-L1B5D

SECTION 3 (CONT.)  
CYLINDER, PISTON AND VALVE TRAIN

Page 3-5 - Figure 16 (Cont.)  
Valve Assembly

Ref. No.	Part No.	Description	Qty. Per Eng.	Model Usage
9	60009	KEY, Valve, intake	12	-W1A5D
	72050	KEY, Valve, intake	12	-L1B5D
10	62388	CAP, Valve stem	6	-L1B5D
11	MS13997-3	KEY, Valve, exhaust, rotator type	12	
12	MS13998-3	CAP, Valve stem, exhaust, rotator type	6	
13	78290	PLUNGER ASSY., Hydraulic tappet	12	
14	78524	SOCKET, Push rod, hydraulic tappet	12	
15	LW-11485	TUBE, Push rod, shroud	12	-W1A5D
	72255	SHROUD TUBE ASSY., Push rod	12	-L1B5D
16	LW-14995	SPRING, Shroud tube	6	-W1A5D
	LW-13077	SPRING, Shroud tube	24	-L1B5D
17	LW-12272	LOCKPLATE, Shroud tube	6	-W1A5D
18	STD-1411	NUT, 1/4-20 plain	6	-W1A5D
19	66728	WASHER, 3/4 ID x 1-1/4 OD x 1/32 thick	24	-L1B5D
20	61503	SLEEVE, Shroud tube seal	12	-L1B5D
21	70310	SEAL, Shroud tube	12	-W1A5D
22	62922	SEAL, Shroud tube	12	-W1A5D
	62922	SEAL, Shroud tube	24	-L1B5D

Page 3-7 - Figure 17  
Cylinder Related Parts

1	73434	ROD ASSEMBLY, Push - A total	un	-W1A5D
	73435	ROD ASSEMBLY, Push - of 12	un	-W1A5D
	73436	ROD ASSEMBLY, Push - push rods	un	-W1A5D
	73437	ROD ASSEMBLY, Push - required	un	-W1A5D
	73455	ROD ASSEMBLY, Push - A total	un	-L1B5D
	73456	ROD ASSEMBLY, Push - of 12	un	-L1B5D
	73457	ROD ASSEMBLY, Push - push rods	un	-L1B5D
	73458	ROD ASSEMBLY, Push - required	un	-L1B5D
2	69444	ROCKER ASSEMBLY, Valve, intake	6	-W1A5D
3	60398	BUSHING, Valve rocker, intake	6	-W1A5D
4	67113	ROCKER ASSEMBLY, Valve, intake	6	-L1B5D
5	67114	BUSHING, Valve rocker	6	-L1B5D
6	74636	ROCKER ASSEMBLY, Valve, exhaust	6	-W1A5D
7	74637	BUSHING, Valve rocker, exhaust	6	-W1A5D
8	67112	ROCKER ASSEMBLY, Valve, exhaust	6	-L1B5D
9	67114	BUSHING, Valve rocker	6	-L1B5D
10	71549	WASHER, Valve rocker	12	-L1B5D
11	72626	SHAFT, Valve rocker	12	-L1B5D

**IO-540-W1A5D and AEIO-540-L1B5D**

**SECTION 3 (CONT.)  
CYLINDER, PISTON AND VALVE TRAIN**

Page 3-7 - Figure 17 (Cont.)  
Cylinder Related Parts

Ref. No.	Part No.	Description	Qty. Per Eng.	Model Usage
12	LW-13790	SHAFT, Valve rocker	12	-W1A5D
13	LW-12892	THRUST BUTTON, Rocker shaft	12	-W1A5D
14	66732	GASKET, Valve rocker shaft cover	12	-L1B5D
15	66731	COVER, Valve rocker shaft	12	-L1B5D
16	STD-160	WASHER, 1/4 lock, internal teeth	24	-L1B5D
17	STD-1411	NUT, 1/4-20 plain	24	-L1B5D
18	75906	GASKET, Rocker box cover	6	-W1A5D
	67193	GASKET, Rocker box cover	6	-L1B5D
19	61247	COVER, Rocker box	6	-W1A5D
	68795	COVER ASSY., Rocker box	6	-L1B5D
20	STD-1925	SCREW, 1/4-20 x 5/8 long, pan. hd., self-locking	36	-W1A5D
	STD-1925	SCREW, 1/4-20 x 5/8 long, pan hd., self-locking	48	-L1B5D
21	74494	PLATE, Spark plug reach caution	6	-L1B5D
22	71481	RING, Oil seal, 3/32 dia, x 4-27/32 ID	6	
23	77906	SPACER, 1/2 ID x 7/8 OD x 1/8 thick	2	
24	74887	SPACER, 1/2 ID x 7/8 OD x 3/8 thick	2	
25	383-B	NUT, 3/8-24 plain	24	
26	STD-2090	NUT, 1/2-20 plain	28	
27	65321	GASKET, Exhaust flange	6	-W1A5D
	75118	GASKET, Exhaust flange	12	-L1B5D
28	67195	FLANGE, Exhaust	6	-L1B5D
29	STD-35	WASHER, 5/16 plain	12	
30	STD-475	WASHER, 5/16 lock, internal teeth	12	
31	STD-1410	NUT, 5/16 plain	12	

Page 3-9 - Figure 18  
Cylinder Head Drain Tubes and Intercylinder Cooling Baffles

1	STD-684	NIPPLE, Straight, 3/8 ID hose	6	
2	STD-1821	HOSE, 3/8 ID x 2-1/2 long	6	-W1A5D
	STD-2180	HOSE, 3/8 ID x 1-13/16 long	6	-L1B5D
3	LW-15592-5-05	CLAMP, Hose	12	
4	68759	TUBE ASSY., No. 1 cyl. head oil drain	1	-W1A5D
	71737	TUBE ASSY., No. 2 cyl. head oil drain	1	-W1A5D
	68761	TUBE ASSY., No. 3,4,5,6 cyl. head oil drain	4	-W1A5D
	72702	TUBE ASSY., No. 1 cyl. head oil drain	1	-L1B5D
	72703	TUBE ASSY., No. 2 cyl. head oil drain	1	-L1B5D
	73027	TUBE ASSY., No. 3,4,5,6 cyl. head oil drain	4	-L1B5D
5	LW-15839	BAFFLE ASSY., Intercylinder	3	-W1A5D

**IO-540-W1A5D and AEIO-540-L1B5D**

**SECTION 3 (CONT.)  
CYLINDER, PISTON AND VALVE TRAIN**

Page 3-9 - Figure 18 (Cont.)  
Cylinder Head Drain Tubes and Intercylinder Cooling Baffles

Ref. No.	Part No.	Description	Qty. Per Eng.	Model Usage
	LW-16838	BAFFLE ASSY., Intercylinder, cyl. 1 & 3	1	-W1A5D
	75338	BAFFLE ASSY., Intercylinder	3	-L1B5D
	LW-13430	BAFFLE ASSY., Intercylinder, cyl. 2 & 4	1	-L1B5D
8	71611	RETAINER, Intercylinder baffle	4	
9	71629	HOOK, Intercylinder baffle	4	-W1A5D
	71610	HOOK, Intercylinder baffle	4	-L1B5D
10	72834	COVER, Baffle ignition cable hole	4	-L1B5D
11	STD-692	SCREW, No. 10-32 x 1/2 long, rd. hd.	8	-L1B5D
12	STD-670	NUT, No. 10-32 self-locking	8	-L1B5D
13	65614	PLUG, Baffle attaching	4	-L1B5D
14	STD-251	WASHER, No. 10 lock, internal teeth	4	-L1B5D
15	STD-1686	SCREW, No. 10-32 x 7/16 long, fill. hd.	4	-L1B5D
16	AN931-12S17	GROMMET, 3/4 ID x 1-3/8 OD x 3/8 thick	1	-W1A5D
	AN931-14-20	GROMMET, 7/8 ID x 1-5/8 OD x 7/16 thick	1	-L1B5D

**SECTION 4  
IGNITION SYSTEM**

Page 4-1 - Figure 19  
Magneto Drives and Magnetos

1	LW-13899	GEAR, Retainer, magneto drive	1	-W1A5D
	LW-13642	GEAR, Retainer, magneto drive	1	-L1B5D
2	LW-13641	CUSHION, Magneto drive	2	
3	LW-12681	GASKET, Magneto	1	
4	LW-685126-105	MAGNETO, Ignition system (D6LN-3031)	1	-W1A5D
	LW-682560-11	MAGNETO, Ignition	1	-W1A5D
	LW-684602-303	HARNESS, Ignition	1	-W1A5D
	LW-385126-107	MAGNETO, Ignition system (D6LN-2031)	1	-L1B5D
	LW-382560-13	MAGNETO, Ignition	1	-L1B5D
	LW-684602-303	HARNESS, Ignition	1	-L1B5D
5	75965	CLAMP, Magneto	2	
6	STD-475	WASHER, 5/16 lock, internal teeth	2	
7	STD-1410	NUT, 5/16-18 plain	2	
9	LW-620026-2	CLIP, 1 wire for 1/4 screw (bottom leads)	4	
10	LW-14057	CLIP, 1 wire for 1/4 screw (top leads)	2	
	STD-8	WASHER, 1/4 plain	14	
11	LW-620028-2	CLIP, 2 wire for 1/4 screw (bottom leads)	1	
12	LW-620028-3	CLIP, 2 wire for 1/4 screw (top leads)	2	
13	LW-620029-6	CLIP, 3 wire for 1/4 screw (bottom leads)	3	
14	LW-620037-4	CLIP, 6 wire for 10-32 screw	1	

**IO-540-W1A5D and AEIO-540-L1B5D**

**SECTION 4 (CONT.)  
IGNITION SYSTEM**

Page 4-1 - Figure 19 (Cont.)  
Magneto Drives and Magnetos

Ref. No.	Part No.	Description	Qty. Per Eng.	Model Usage
16	LW-620036-4	CLIP, 6 wire for 10-32 screw	1	
17	LW-620032-7	CLAMP, Ignition harness	1	
18	LW-14875	BRACKET, Extension	1	
19	STD-2029	BOLT, 1/4-20 x 1-1/8 long	2	-L1B5D
20	STD-692	SCREW, No. 10-32	2	
21	STD-670	NUT, Self-locking	2	
22	LW-16266-10-75	CLAMP	1	
23	76734	ZIP STRAP	26	
25	STD-696	WASHER, 1/4 plain (thin)	un	
26	STD-1874	SCREW, 1/4-20 x 13/16 long	7	
27	STD-1925	SCREW, 1/4-20 self-locking	2	
28	10-720631-48	REPLACEMENT LEAD, Bendix harness, 48 in.	un	
28	10-720631-78	REPLACEMENT LEAD, Bendix harness, 78 in.	un	
29	LW-382698	KIT, Magneto terminal	2	

Page 4-3

This page is not applicable to IO-540-W1A5D and AEIO-540-L1B5D model engines.

**Page 4-5 - Figure 21  
Spark Plugs**

32	1182-D4	SPARK PLUG, Champion RHM38E	12	
----	---------	-----------------------------	----	--

**SECTION 5  
ELECTRICAL SYSTEM**

Page 5-1 - Figure 22  
Alternator Mounting Brackets

1	LW-13039	BRACKET, Alternator	1	
3	73383	LOCKPLATE, 5/16 bolt x 1.00 spacing	1	
4	STD-1838	BOLT, 5/16-18 x 15/16 long, hex. hd.	2	
5	75380	LINK, Alternator adjusting	1	
	STD-35	WASHER, 5/16 plain	1	
	LW-31H.75	BOLT, 5/16-18 x 3/4 long, hex. hd. dr.	1	
8	STD-1727	WASHER, Plain, 3/4 OD x 5/16 ID x 1/8 thick	1	
	LW-31H.75	BOLT, 5/16-18 x 3/4 long, hex. hd. dr.	1	
	74323	STRUT, Alternator support	1	
	LW-31H.75	BOLT, 5/16-18 x 3/4 long, hex. hd. dr.	1	
	STD-690	WASHER, 13/16 OD x 3/8 ID x 1/16 thick	1	



IO-540-W1A5D and AEIO-540-L1B5D

SECTION 5 (CONT.)  
ELECTRICAL SYSTEM

Page 5-1 - Figure 22 (Cont.)  
Alternator Mounting Brackets

Ref. No.	Part No.	Description	Qty. Per Eng.	Model Usage
26	AN6-14	BOLT, 3/8-24 x 1-19/32 long, hex. hd., dr. end	1	
27	STD-690	WASHER, 13/16 OD x 3/8 ID x 1/16 thick	un	
28	STD-872	NUT, 3/8-24 slotted	1	
29	STD-713	PIN, Cotter, 3/32 x 3/4 long	1	
30	AN6-13	BOLT, 3/8-24 x 1-7/16 long, hex. hd., dr. end	1	-W1A5D
31	AN6-16	BOLT, 3/8-24 x 1-13/16 long, hex. hd., dr. end	1	-L1B5D
32	76534	SHIM, 1-1/8 OD x 7/16 ID x .005 thick	un	
	STD-690	WASHER, 13/16 OD x 3/8 ID x 1/16 thick	un	
	STD-872	NUT, 3/8-24 slotted	1	
	STD-713	PIN, Cotter, 3/32 x 3/4 long	1	

Page 5-3 - Figure 23  
Alternators, Regulators and Drive Belts

1	LW-14308	ALTERNATOR, 12V - 60 Amp., 3.25:1 ratio, externally grounded (ALY-8420)	1	-W1A5D
	LW-14324	ALTERNATOR, 12V - 70 Amp., 3.25:1 ratio, externally grounded (ALU-8421)	1	-L1B5D
2	76026	BELT, Alternator drive (3/8 wide)	1	
3	LW-10185	REGULATOR, 12V (VSF-7203)	1	-W1A5D
	LW-10179	REGULATOR, 12V (VSF-7403)	1	-L1B5D
	78059	OVERVOLTAGE RELAY, 12V (FOC-4002A)	1	-W1A5D
	78060	OVERVOLTAGE RELAY, 24V (FOC-4003A)	1	-L1B5D

Page 5-4 - Figure 24  
Starting Motor and Magnetic Switch

1	LW-15571	STARTER, 12V (3.38:1 internal reduction) 12/14 pinion, MZ-4222	1	-W1A5D
	LW-15572	STARTER, 24V. (3.38:1 internal reduction) 12/14 pinion, MHB-4016	1	-L1B5D
2	STD-35	WASHER, 5/16 plain	4	
3	STD-475	WASHER, 5/16 lock, internal teeth	4	
4	STD-2156	BOLT, 5/16-18 x 1-5/32 long, hex. hd.	1	
5	STD-1410	NUT, 5/16-18 plain	3	
6	LW-12083	SWITCH, Magnetic 12V (SAZ-4201E-1)	1	-W1A5D
	LW-12085	SWITCH, Magnetic 24V (SAZ-4401C)	1	-L1B5D



IO-540-W1A5D and AEIO-540-L1B5D

SECTION 6  
OIL SUMP AND INDUCTION SYSTEM

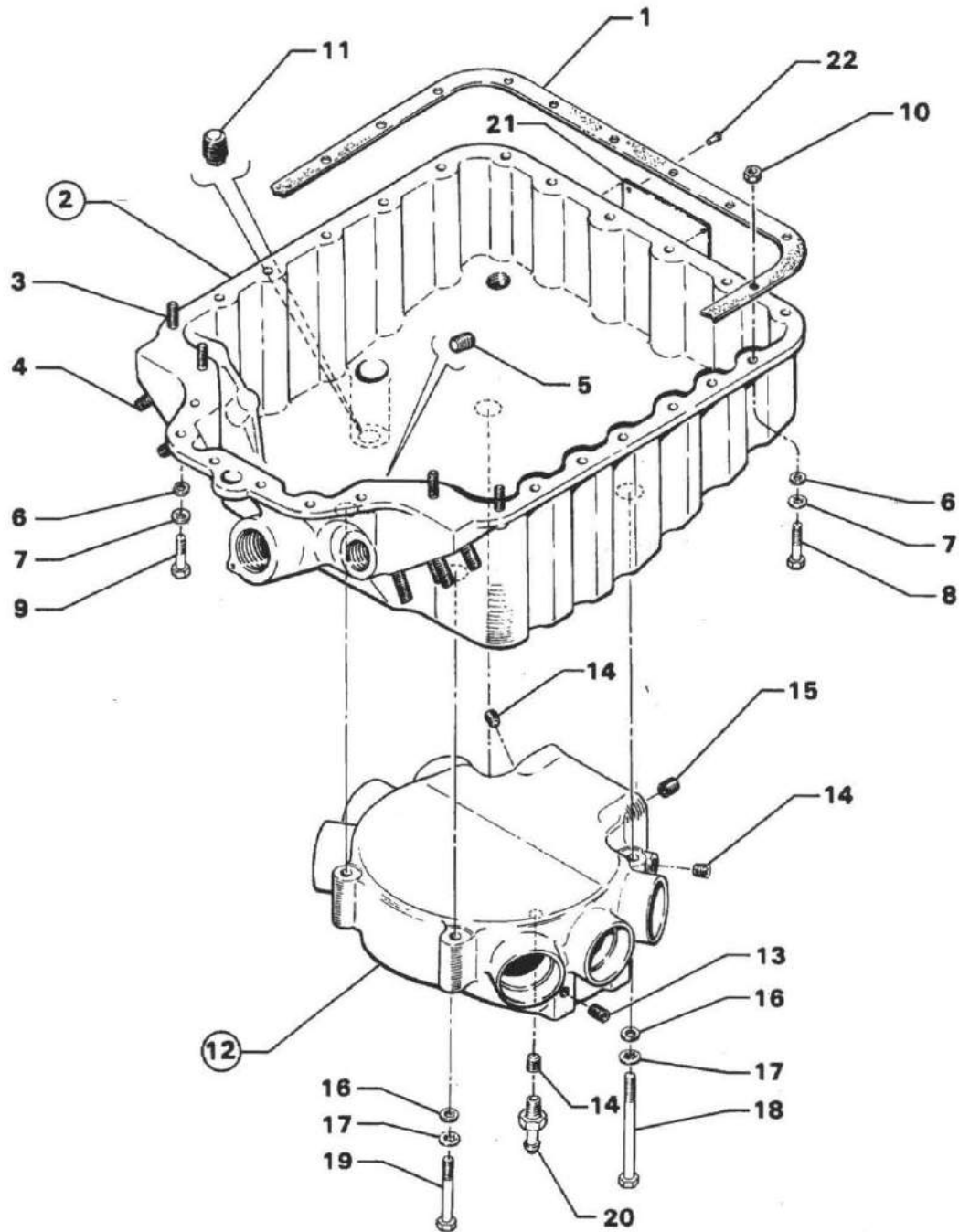
Ref. No.	Part No.	Description	Qty. Per Eng.	Model Usage
Page 6-1				
This page is not applicable to IO-540-W1A5D and AEIO-540-L1B5D model engines.				
Page 6-3 - Figure 26 Oil Sump Assembly				
1	LW-13306	GASKET, Oil sump	1	-W1A5D
2	LW-15715	SUMP ASSY., Oil	1	-W1A5D
3	STD-2184	PLUG, 1-1/4 NPT, Allen hd.	1	-W1A5D
4	71699	CONNECTOR, Intake pipe	6	-W1A5D
5	25C-11	STUD, 1/4-20 x 1-3/8 long	14	-W1A5D
6	38-15	STUD, 3/8-16 x 1-7/8 long	8	-W1A5D
7	STD-1164	INSERT, 5/16-18 x 5/8 long, Heli-coil	4	-W1A5D
9	1102	PLUG, 1/8 NPT, Allen hd.	1	-W1A5D
10	STD-8	WASHER, 1/4 plain	34	-W1A5D
11	STD-160	WASHER, 1/4 internal lock	27	-W1A5D
12	STD-1419	BOLT, 1/4-20 x 1-1/8 long, hex. hd.	7	-W1A5D
13	STD-1688	BOLT, 1/4-20 x 1.00 long, hex. hd.	6	-W1A5D
14	STD-1411	NUT, 1/4-20 plain	21	-W1A5D
15	STD-551	PLUG, 1/2-14 NPT, Sq. hd. dr.	2	-W1A5D
16	70484	SCREEN, Oil suction	1	-W1A5D
17	STD-111	GASKET, 1.00 ID x 1-1/4 OD x 3/32 annular	1	-W1A5D
18	LW-12545	PLUG, 5/8 hex. hd. x 1.00-20 thd.	1	-W1A5D
	61548	NAMEPLATE	1	-W1A5D
	STD-1901	DRIVE STUD, No. 4 x 3/16 long, rd. hd.	4	-W1A5D

Page 6-4

This page is not applicable to IO-540-W1A5D and AEIO-540-L1B5D model engines.

*Oil Sump Assembly (AEIO-540-L1B5D) (See Page 14a for illustration).*

1	LW-13306	GASKET, Oil sump	1	
2	LW-16890	SUMP ASSY., Oil	1	
3	25C-11	STUD, 1/4-20 x 1-3/8 long	4	
4	38-15	STUD, 3/8-16 x 1-7/8 long	8	
5	STD-784	PLUG, 3/8-18 NPT, Allen hd.	1	
6	STD-8	WASHER, 1/4 plain	44	
7	STD-160	WASHER, 1/4 lock, internal teeth	27	
8	STD-1419	BOLT, 1/4-20 x 1-1/8 long, hex. hd.	17	
9	STD-1688	BOLT, 1/4-20 x 1.00 long, hex. hd.	6	
10	STD-1411	NUT, 1/4-20 plain	21	
11	STD-551	PLUG, 1/2-14 NPT, Sq. hd., drilled	1	
12	LW-16899	HOUSING ASSY., Induction	1	
13	STD-1164	INSERT, 5/16-18 x 5/8 long, Heli-coil	4	



**Oil Sump Assembly**

**IO-540-W1A5D and AEIO-540-L1B5D**

**SECTION 6 (CONT.)  
OIL SUMP AND INDUCTION SYSTEM**

*Oil Sump Assembly (AEIO-540-L1B5D) (Cont.)*

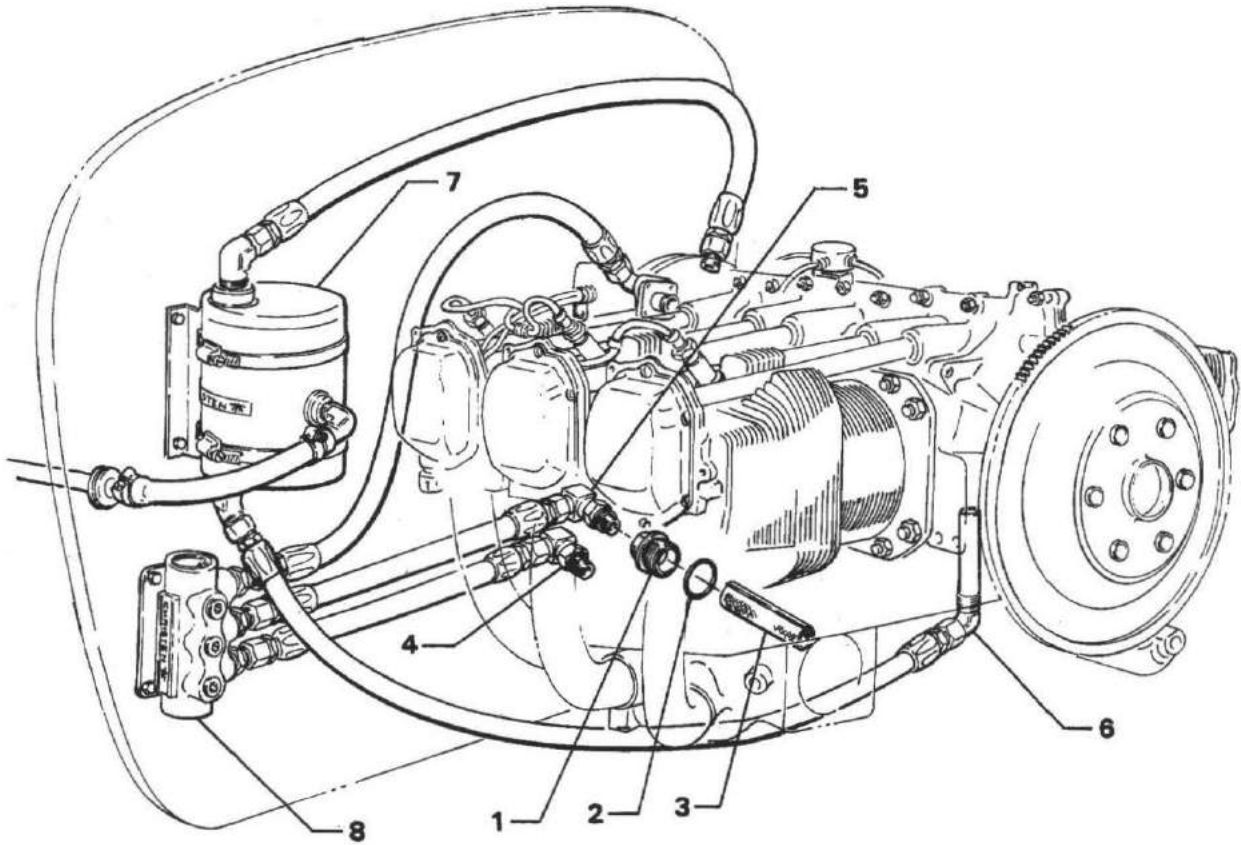
Ref. No.	Part No.	Description	Qty. Per Eng.	Model Usage
14	1102	PLUG, 1/8-27 NPT, Allen hd.	3	
15	STD-1173	INSERT, 1/4-20 x 1/2 long, Heli-coil	4	
16	STD-8	WASHER, 1/4 plain	4	
17	STD-160	WASHER, 1/4 lock, internal teeth	4	
18	STD-2026	BOLT, 1/4-20 NC-3 x 3-7/8 long, hex. hd.	2	
19	STD-2025	BOLT, 1/4-20 NC-3 x 2-7/16 long, hex. hd.	2	
20	75444	ADAPTER ASSY., Fuel drain valve	2	
21	61548	NAMEPLATE	1	
22	STD-1901	DRIVE STUD, No. 4 x 3/16 long, rd. hd.	4	

*Inverted Oil System (AEIO-540-L1B5D) (See Page 15a for illustration).*

1	LW-16339	ADAPTER, Oil screen, 1-1/2-18 to 7/8-14 thd.	1	
2	STD-1272	GASKET, 1-1/2 ID x 1-3/4 OD x 3/32 thick	1	
3	77644	SCREEN, Oil suction	1	
4	77155	ELBOW, 5/8 flared tube, 90° adjustable	1	
5	77155	ELBOW, 5/8 flared tube, 90° adjustable (oil suction)	1	
6	LW-16918	FITTING, Sump, oil return, 90°	1	
7	LW-13749	OIL SEPARATOR	1	
8	LW-13750	OIL VALVE	1	

**Page 6-5 - Figure 28  
Intake Pipes and Air Inlet Housing**

1	70485	PIPE, Intake	6	-W1A5D
2	69603	HOSE, 1-3/4 ID x 2-3/16 OD x 1-3/4 long	6	-W1A5D
3	LW-15592-8-28	CLAMP, Hose	12	-W1A5D
4	71973	GASKET, 2 bolt flange, 1-7/8 ID	6	
5	73346	FLANGE, Intake pipe, upper	6	-W1A5D
6	STD-8	WASHER, 1/4 plain	12	
7	STD-160	WASHER, 1/4 lock, internal teeth	12	
8	STD-1215	BOLT, 1/4-20 x 1-1/4 long, hex. hd.	12	
9	72711	RING, Seal, intake pipes	6	-L1B5D
10	LW-16341	PIPE, Intake, cyl. no. 1	1	-L1B5D
11	LW-16342	PIPE, Intake, cyl. no. 2	1	-L1B5D
12	LW-16343	PIPE, Intake, cyl. no. 3	1	-L1B5D
13	LW-16344	PIPE, Intake, cyl. no. 4	1	-L1B5D
	LW-16345	PIPE, Intake, cyl. no. 5	1	-L1B5D
14	LW-16346	PIPE, Intake, cyl. no. 6	1	-L1B5D
15	74360	FLANGE, Intake pipe, upper	6	-L1B5D



**Inverted Oil System**

IO-540-W1A5D and AEIO-540-L1B5D

SECTION 6 (CONT.)  
OIL SUMP AND INDUCTION SYSTEM

Page 6-7 - Figure 29  
Fuel Injectors, Fuel Manifolds and Injection Nozzles

Ref. No.	Part No.	Description	Qty. Per Eng.	Model Usage
1	66224	GASKET, Fuel injector	1	-W1A5D
2	73032	GASKET, Inlet housing	1	-L1B5D
4	73937	FUEL INJECTOR, (2524054-8)	1	-W1A5D
	77442	FUEL INJECTOR, (2524318-8)	1	-L1B5D
5	STD-35	WASHER, 5/16 plain	4	
7	STD-475	WASHER, 1/4 lock, internal teeth	4	
10	STD-1201	BOLT, 5/16-18 x 1-1/4 long, hex. hd.	4	-W1A5D
	STD-1828	BOLT, 5/16-18 x 1-5/16 long, hex. hd.	4	-L1B5D
11	LW-18265	NOZZLE, Injection	6	-W1A5D
	LW-18265	NOZZLE, Injector	6	-L1B5D
13	MS29512-6	SEAL, Oil, 5/64 dia. sect. x 15/32 ID	1	-L1B5D
14	AN919-6	REDUCER, Flared tube (1/4 tubing)	1	-L1B5D

Page 6-8 - Figure 30  
Fuel Injectors, Fuel Manifolds and Injection Nozzles

15	79007	MANIFOLD ASSY., Fuel	1	-W1A5D
	77418	MANIFOLD ASSY., Fuel	1	-L1B5D
16	MS20823-4	ELBOW, 1/4 tube, 1/4 NPT, 45°	1	-W1A5D
	MS20822-4	ELBOW, 1/4 tube, 1/8 NPT, 90°	1	-L1B5D
17	STD-148	NIPPLE, Union, 1/8 NPT	6	
18	75447	NIPPLE, 3/16 tube to 1/8 NPT (restricted)	1	-W1A5D
23	LW-12604	NIPPLE, 1/8 tube to 1/8 NPT (restricted)	1	-L1B5D
24	73966	SPACER, Fuel manifold bracket	2	
25	73965	BRACKET, Fuel manifold	2	
26	STD-251	WASHER, No. 10 lock, internal teeth	4	
27	STD-82	SCREW, No. 10-24 x 1/2 long, dr. hd.	4	

Page 6-9 - Figure 31  
Fuel Lines, Fuel Hoses and Attaching Parts

1	LW-12098-0-200	TUBE ASSY., Fuel manifold to nozzle, cyls. 1,2,5,6	4	
	LW-12098-0-170	TUBE ASSY., Fuel manifold to nozzle, cyls. 3 & 4	2	
2	LW-16266-10-75	CLAMP	12	
3	LW-16266-10-13	CLAMP	12	
4	STD-860	SCREW, No. 10-32 x 5/8 long, fill. hd.	14	
5	STD-425	WASHER, No. 10 plain	2	
6	STD-670	NUT, No. 10-32 self-locking	14	
7	73136	BRACKET, 90°	2	-L1B5D
	73136	BRACKET, 90°	4	-W1A5D
10	74278	BRACKET ASSY., Fuel line support	1	

IO-540-W1A5D and AEIO-540-L1B5D

SECTION 6 (CONT.)  
OIL SUMP AND INDUCTION SYSTEM

Page 6-9 - Figure 31 (Cont.)  
Fuel Lines, Fuel Hoses and Attaching Parts

Ref. No.	Part No.	Description	Qty. Per Eng.	Model Usage
11	LW-16266-25-50	CLAMP	1	-W1A5D
12	LW-16266-25-63	CLAMP	1	-L1B5D
	STD-860	SCREW, No. 10-32 x 5/8 long, fill. hd.	1	
13	STD-692	SCREW, No. 10-32 x 1/2 long, fill. hd.	2	
	STD-425	WASHER, No. 10 plain	3	
	STD-670	NUT, No. 10-32 self-locking	1	
	77468	CLIP, 7/8 ID for 1/4 screw (cushion type)	2	-L1B5D
	LW-16266-25-75	CLIP, 3/4 dia. with 1/4 screw	2	-W1A5D
16	MS20822-6	ELBOW, 3/8 flared tube & 1/4 NPT, 90°	1	-L1B5D

Page 6-10 - Figure 32  
Fuel Lines, Fuel Hoses and Attaching Parts

	LW-12798-4S242	HOSE ASSY., Fuel injector to fuel manifold	1	
	LW-13193-6S322	HOSE, Fuel pump to injector	1	-L1B5D
	LW-12799-6S270	HOSE, Fuel pump to injector	1	-W1A5D

## **SUPPLEMENTAL PARTS LIST SSP1080**

**To Provide Parts Coverage for Lycoming  
IO-540-AA1A5 & -M1B5D Model Aircraft Engines**

This supplement offers a complete list for the IO-540-AA1A5 and the -M1B5D model engine. Page figure and reference numbers herein correspond to page, figure and reference numbers in PC-615.

When reference numbers in PC-615 are not listed here, it indicates those parts are not applicable to IO-540-AA1A5 & -M1B5D engines. Where parts are listed in this supplement without reference numbers, it indicates those parts are not illustrated in PC-615.

Use the Table of Contents in the original parts catalog PC-615 to find the page number and illustration of the desired parts. The corresponding page in this supplement lists the parts for the IO-540-AA1A5 & -M1B5D model engines.

IO-540-AA1A5 & -M1B5D

SECTION 1

Page 1-1  
Crankcase Assembly

Ref. No.	Part No.	Description	Qty. Per Assy.	
			-AA1A5	-M1B5D
1	LW-13781	CRANKCASE ASSEMBLY	1	
	LW-14598	CRANKCASE ASSEMBLY		1
2	31C-12	STUD, 5/16-18 x 1-1/2 long	2	2
3	31C-13	STUD, 3/8-16 x 1-5/8 long	1	1
4	38-13	STUD, 3/8-16 x 1-5/8 long	24	28
5	38-16	STUD, 3/8-16 x 2.00 long	8	8
6	38-22	STUD, 3/8-16 x 2-3/4 long	1	1
7	38D-17	STUD, 3/8-16 x 2-1/8 long, drilled	1	1
8	50-15	STUD, 1/2-20 x 1-7/8 long	12	12
9	LW-13794	STUD, 5/16-18 x 1.00 long, drilled	1	
10	69796	DOWEL, Crankshaft bearing	2	2
11	LW-10647	DOWEL, Crankshaft bearing	6	
12	STD-514	DOWEL, 5/16 dia. x 1/2 long	2	2
13	STD-557	DOWEL, 1/2 dia. x 11/16 long	2	2
14	STD-1339	PLUG, 1/16-27 NPT	1	1
15	1102	PLUG, 1/8-27 NPT	4	4
16	65007	RETAINER, Shroud tube seal	12	12
17	72158	BUSHING, Gov. drive idler shaft	1	1
18	31C-14	STUD, 5/16-18 x 1-3/4	4	4
19	73772	NOZZLE ASSY., Piston cooling	6	6

Page 1-3  
Oil Level Gages and Engine Mounting Brackets

1	70457	GASKET, Oil filler extension	1	1
2	77527	EXTENSION, Oil filler (short)	1	1
	74313	EXTENSION, Oil filler (short) (alternate)	1	1
3	72312	RING, Oil seal - 1.00 ID x 1/8 sect.	1	1
4	LW-14729	GAGE ASSEMBLY, Oil level	1	
	LW-16782-1	GAGE ASSEMBLY, Oil level		1
5	72306	BRACKET, Engine mounting	4	
	77289	BRACKET, Engine mounting		3
	77291	BRACKET, Engine mounting		1
6	STD-33	WASHER, 3/8 plain	16	16
7	STD-678	WASHER, 3/8 lock	16	16
8	STD-596	NUT, 3/8 plain	16	16

Page 1-5  
Crankcase Related Parts

1	1028-B	BALL, 11/16 dia.	1	1
---	--------	------------------	---	---



IO-540-AA1A5 & -M1B5D

SECTION 1 (Cont.)

Page 1-5 (Cont.)  
Crankcase Related Parts

Ref. No.	Part No.	Description	Qty. Per Assy.	
			-AA1A5	-M1B5D
2	LW-11713	SPRING, Oil pressure relief valve	1	
	61084	SPRING, Oil pressure relief valve		1
4	STD-1045	GASKET, 1-1/4 ID x 1-3/64 OD x 3/32 annular	1	1
5	76159	PLUG, Oil relief valve - adj.	1	1
6	77808	VALVE ASSY., Oil pressure relief, adj.	1	1
	76162	INSERT, Oil pressure relief valve	1	1
	76161	CAP, Oil pressure relief valve	1	1
	77807	SCREW, Oil pressure, adj.	1	1
	AN310-6	NUT, 3/8-24 NF-3 (castellated)	1	1
	MS9048-100	PIN, Spring - 1/8 dia. x 1/2 long	1	1
7	LW-11575	BEARING, Crankshaft	6	
	LW-14830	BEARING, Crankshaft (clevite)		6
8	LW-13885	BEARING, Crankshaft, front	2	2
9	LW-15628	SEAL, Crankshaft oil	1	1
10	72091	RING, Oil seal, 23/64 ID x 7/64 dia. sect.	2	2
11	72877	BODY, Hydraulic tappet	12	12

Page 1-6

Propeller Governor Drive Assembly

1	LW-10442	GEAR, Propeller governor drive	1	1
2	LW-14021	SHAFT, Propeller governor idler gear	1	1
3	LW-10541	GEAR ASSY., Propeller governor idler	1	1
4	77872	BUSHING, Propeller governor idler gear	2	2
5	STD-19	DOWEL, 3/32 dia. x 7/32 long	1	1
6	STD-798	DOWEL, 3/32 dia. x 9/32 long	1	1
7	73249	WASHER, Thrust	1	1
	73250	WASHER, Thrust	un	un
	73251	WASHER, Thrust	un	un
	73252	WASHER, Thrust	un	un
8	AN565B1032H5	SET SCREW, No. 10-32 x 5/16 long	1	1
9	70455	GASKET, 25/32 ID x 1-1/8 OD x 1/16 thick	1	1
10	LW-13896	PLUG, 3/4-16 Hex hd.	1	1
11	72053	GASKET, Governor	1	1
12	72378	COVER, Governor drive	1	1
13	STD-35	WASHER, 5/16 plain	un	un
14	STD-475	WASHER, 5/16 lock	4	4
15	STD-1410	NUT, 5/16-18 plain	4	4

Page 1-7

Crankshaft, Camshaft and Related Parts

1	LW-17775	CRANKSHAFT & COUNTERWEIGHT ASSY.	1	
---	----------	----------------------------------	---	--

IO-540-AA1A5 & -M1B5D

SECTION 1 (Cont.)

Page 1-7 (Cont.)

Crankshaft, Camshaft and Related Parts

Ref. No.	Part No.	Description	Qty. Per Assy.	
			-AA1A5	-M1B5D
	LW-17783	CRANKSHAFT & COUNTERWEIGHT ASSY.		1
2	LW-17750	CRANKSHAFT ASSY.	1	
	LW-17758	CRANKSHAFT ASSY.		1
3	STD-1211	PLUG, 2.00 dia. expansion	1	1
4	73810	BUSHING, Crankshaft dynamic counterweight	4	4
5	60945	PLUG, 1-1/4 dia.	1	1
9	75656	BUSHING, Propeller flange, long	4	4
10	72155	BUSHING, Propeller flange, short	1	1
11	79024	BUSHING, Propeller flange, indexing	1	
	75657	BUSHING, Propeller flange, indexing		1
12	STD-1065	DOWEL, Stepped, 5/16 x 1/4 dia. x 1/2 long	1	
	STD-2078	DOWEL, 3/8 OD x 1/2 long		1
13	73644	COUNTERWEIGHT ASSY.	2	2
14	71903	BUSHING, Dynamic counterweight	8	8
15	76788	ROLLER, Dynamic counterweight - 6.3 order	2	2
16	76787	ROLLER, Dynamic counterweight - 5.1 order	2	2
17	LW-14820	RING, Internal retaining	8	8
18	71907	WASHER, Dynamic counterweight	8	8
19	LW-10284	GEAR, Crankshaft		1
	76786	GEAR, Crankshaft	1	
20	67516	LOCKPLATE, Crankshaft gear	1	
	LW-10332	LOCKPLATE, Crankshaft gear		1
21	STD-1937	SCREW, 5/16-24 x 1-3/4 long	1	
	AN8-14A	BOLT, 1/2-20 x 1-19/32 long		1
22	76148	CAMSHAFT	1	1
23	75030	SUPPORT ASSY., Starter ring gear, 12/14 pitch	1	
	77579	SUPPORT ASSY., Starter ring gear, 12/14 pitch		1
	74977	SUPPORT ASSY., Starter ring gear, 12/14 pitch		1
24	72566	GEAR, Starter ring, 12/14 pitch	1	1

Page 1-9

Crankshaft Idler Gears and Tachometer Drive

2	71668	GEAR ASSY., Crankshaft idler, plain	2	
3	67530	BUSHING, Crankshaft idler gear	2	
4	LW-10290	GEAR ASSY., Crankshaft idler		1
5	LW-10297	GEAR ASSY., Crankshaft idler (heavy idler)		1
	LW-10325	SPACER, Idler gear		1
7	LW-13795	SHAFT, Crankshaft idler gear	2	
8	STD-2167	SCREW, 5/16-18 x 7/8 long, hex hd. dr.	3	
9	STD-2168	NUT, 5/16-18 NC-3 slotted shear	1	
10	76155	SHAFT ASSY., Tachometer	1	1
11	78368	PIN, 3/16 dia. x 2-21/64 long	1	1

IO-540-AA1A5 & -M1B5D

SECTION 1 (Cont.)

Page 1-9 (Cont.)

Crankshaft Idler Gears and Tachometer Drive

Ref. No.	Part No.	Description	Qty. Per Assy.	
			-AA1A5	-M1B5D
12	76118	SPACER, Tachometer shaft centering	1	1
13	MS16625-1081	RING, Internal retaining	1	1
14	61544	PLUNGER, Fuel pump		1

Page 1-10

Crankcase Attaching Parts

1	STD-1414	BOLT, 1/4-20 x 1-1/2 long	11	11
4	STD-8	WASHER, 1/4 plain	27	27
5	60803	STRAP, Lifting	2	2
6	STD-2084	BOLT, 1/4-20 x 1-3/4	2	2
7	STD-1419	BOLT, 1/4-20 x 1-1/8 long	4	4
8	STD-160	WASHER, 1/4 internal lock	16	16
9	STD-1411	NUT, 1/4-20 plain	12	12
10	STD-1416	BOLT, 1/4-20 x 1-1/2 long, hex hd. dr. end	6	6
11	STD-8	WASHER, 1/4 plain, max.	6	18
12	STD-1409	NUT, 1/4-20 slotted shear	6	6
13	STD-33	WASHER, 3/8 plain	1	1
14	STD-872	NUT, 3/8-24 slotted shear	1	1
15	AN6-34A	BOLT, 3/8-24 x 3-1/2 long, hex hd.	1	1
16	STD-33	WASHER, 3/8 plain	3	3
17	STD-678	WASHER, 3/8 lock, internal lock	2	2
18	STD-596	NUT, 3/8-24 plain	2	2
20	76220	STUD, 1/2-20 x 10-45/64	8	8

SECTION 2

Page 2-1

Accessory Housing Assembly

1	73818	GASKET, Accessory housing	1	1
2	LW-10641	HOUSING ASSY., Accessory	1	
3	LW-10916	HOUSING ASSY., Accessory		1
	LW-10917	HOUSING ASSY., Accessory	1	
4	61261	STUD, 5/16-18 x 2-1/8 long	4	
5	31CD-20	STUD, 5/16-18 x 2-1/2 long, dr.	3	3
6	31C-21	STUD, 5/16-18 x 2-5/8 long	4	2
7	31C-19	STUD, 5/16-18 x 2-3/8 long	4	
8	25C-21	STUD, 1/4-20 x 2-5/8 long	4	
9	25C-12	STUD, 1/4-20 x 1-1/2 long		8
10	67528	STUD, 5/16-18 x 1-5/8 long		3
11	STD-784	PLUG, 3/8 NPT	1	
12	1102	PLUG, 1/8-27 NPT	1	1

IO-540-AA1A5 & -M1B5D

SECTION 2 (Cont.)

Page 2-1 (Cont.)  
Accessory Housing Assembly

Ref. No.	Part No.	Description	Qty. Per Assy.	
			-AA1A5	-M1B5D
14	LW-10341	INSERT, Heli-coil 1.00-14 x 3/8		1
15	LW-12589	INSERT, Heli-coil 5/8-18 x 3/8		1
16	MS124703	INSERT, Heli-coil 3/8-16 x 1-1/8		1

Page 2-3  
Oil Pump Assembly and Accessory Housing Attaching Parts

6	75287	BODY ASSY., Oil pump	1	
7	STD-1339	PLUG, 1/16-27 NPT	1	
8	61297	IMPELLER, Oil pump driving	1	1
9	61298	IMPELLER, Oil pump driven	1	1
10	76784	SHAFT, Oil pump drive	1	
11	LW-10344	BODY ASSY., Oil pump		1
12	61297	IMPELLER, Oil pump driving	1	1
13	61298	IMPELLER, Oil pump driving	1	1
14	LW-10318	GEAR ASSY., Oil pump drive		1
15	STD-35	WASHER, 5/16 plain	3	3
16	STD-1420	NUT, 5/16-18 slotted shear	3	3
17	LW-14260	SEAL, Tachometer drive oil	1	1
18	STD-8	WASHER, 1/4 plain	10	12
19	STD-160	WASHER, 1/4 lock	12	12
10	STD-1204	BOLT, 1/4-20 x 15/16 long	9	9
21	STD-1419	BOLT, 1/4-20 x 1-1/8 long	1	
22	STD-1931	BOLT, 1/2-20 x 1-7/8 long	2	
23	STD-1875	BOLT, 1/4-20 x 13/16 long		2
24	STD-1215	BOLT, 1/4-20 x 1-1/4 long		1

Page 2-5  
Oil Filter Assembly and Oil Cooler Bypass Valve

2	LW-12795	GASKET, Oil filter adapter	2	
5	77852	OIL FILTER BASE ASSEMBLY	1	
6	25C-10	STUD, 1/4-20 x 1-1/4 long	1	
7	STD-8	WASHER, 1/4 plain	4	
8	STD-160	WASHER, 1/4 lock	1	
9	STD-1856	SCREW, 1/4-20 x 1.00 long	3	
10	STD-1411	NUT, 1/4-20 plain	1	
12	LW-10321	SPRING, Oil filter bypass valve		1
13	76539	SEAT, Oil relief valve		1
14	LW-10320	SLEEVE, Oil filter bypass valve		1
15	MS16625-1100	RING, Internal retaining		1
16	LW-13905	OIL FILTER, long (spin-on type)		1
	LW-13215	OIL FILTER, short (spin-on type)	1	

IO-540-AA1A5 & -M1B5D

SECTION 2 (Cont.)

Page 2-5 (Cont.)

Oil Filter Assembly and Oil Cooler Bypass Valve

Ref. No.	Part No.	Description	Qty. Per Assy.	
			-AA1A5	-M1B5D
17	LW-13904	KIT, Converter plate, oil filter		1
18	75944	VALVE ASSY., Temp. control	1	1
	MS29513-138	SEAL, "O" ring, 2-7/64 ID x 7/64 section	1	
	LW-14445-11	VALVE ASSY., Absolute pressure relief	1	

Page 2-7

Vacuum Pump Drive Oil Cooler Fittings and Breather Fittings

1	61183	GASKET, Accessory adapter	1	
2	67536	ADAPTER ASSY., Vacuum pump	1	
3	STD-1774	DOWEL, 1/8 dia. x 1/4 long	1	
4	STD-208	SEAL, Oil 7/8 ID x 1-1/2 OD x 5/16 thick	1	1
5	72974	GEAR ASSY., Vacuum pump driven	1	
6	71596	WASHER, Accessory driven gear	1	1
7	LW-10307	GEAR ASSY., Vacuum pump driven		1
10	8313	GASKET, Vacuum pump pad	1	1
11	60430	COVER, Vacuum pump	1	1
12	STD-8	WASHER, 1/4 plain	4	4
13	STD-160	WASHER, 1/4 lock	4	4
14	STD-1411	NUT, 1/4-20 plain	4	4
15	STD-294	GASKET, 7/8 OD x 5/8 ID	1	
18	62417	PLUG, Oil cooler bypass	1	
19	71651	FITTING, Breather		1
	AN844-16D	FITTING, Breather 1.00 ID hose 45°	1	
20	MS29512-10	SEAL, Oil 3/32 section x 45/64 ID		1
21	AN814-10L	PLUG, 7/18-14 thd.		1
23	MS20823-8	ELBOW, 1/2 flared tube 45°	2	

Page 2-9

Hydraulic Pump Drive and Covers

3	72964	GEAR ASSY., Hydraulic	1	
4	71596	WASHER, Accessory drive gear	1	
5	68315	GASKET, Accessory drive gear	1	
6	LW-10807	ADAPTER ASSY., Hydraulic pump	1	
7	STD-208	SEAL, 7/8 ID x 1-1/2 OD x 5/16 wide	1	
8	25C-32	STUD, 1/4-20 x 1-1/2 long	4	
9	STD-1774	PIN, 1/8 dia. x 1/4 long	1	
10	STD-35	WASHER, 5/16 plain	4	
11	STD-475	WASHER, 5/16 lock	4	
12	STD-1410	NUT, 5/16-18 plain	4	
13	8313	GASKET, Hydraulic pump	1	
14	60430	COVER, Hydraulic pump	1	

IO-540-AA1A5 & -M1B5D

SECTION 2 (Cont.)

Page 2-9 (Cont.)  
Hydraulic Pump Drive and Covers

Ref. No.	Part No.	Description	Qty. Per Assy.	
			-AA1A5	-M1B5D
15	STD-8	WASHER, 1/4 plain	4	
16	STD-160	WASHER, 1/4 lock	4	
17	STD-1411	NUT, 1/4-20 plain	4	
18	LW-10806	SPACER, Hydraulic pump stud	4	
19	LW-10671	GEAR ASSY., Accessory driven		1
20	71596	WASHER, Accessory driven gear		1
21	STD-208	SEAL, Oil 7/8 ID x 1-1/2 OD x 5/16 wide		1
22	AN123857	"O" RING, 9/64 ID x 5/64 section		1
23	LW-14819	ADAPTER ASSY., Hydraulic pump		1
24	STD-1631	DOWEL, 11/64 dia. x 11/32 long		1
25	STD-8	WASHER, 1/4 plain		4
26	STD-160	WASHER, 1/4 lock		4
27	STD-1411	NUT, 1/4-20 plain		4
28	STD-35	WASHER, 5/16 plain		1
29	STD-475	WASHER, 5/16 lock		1
30	STD-1410	NUT, 5/16-18 plain		1
31	20415	GASKET, Hydraulic pump		1
32	72412	COVER, Hydraulic pump		1
33	STD-1828	BOLT, 5/16-18 x 1-5/16 long		2
	STD-35	WASHER, 5/16 plain		6
	STD-475	WASHER, 5/16 lock		4
	STD-1410	NUT, 5/16-18 plain		4

Page 2-11  
Fuel Pump and Fuel Pump Drives

1	LW-15473	FUEL PUMP (6441234)		1
2	60096	GASKET, Fuel pump		1
3	STD-33	WASHER, 3/8 plain		2
4	STD-1882	SCREW, 3/8-16 x 1-9/32 long, socket hd. dr. hd.		2
5	LW-10799	SPACER, Fuel pump insulating	1	
6	LW-13909	PUMP, Fuel (RG9080-J4A)	1	
7	STD-35	WASHER, 23/64 plain	4	
8	STD-475	WASHER, 23/64 internal lock	4	
9	STD-1410	NUT, 23/64-18 plain	4	
10	72246	SHAFT, Fuel pump idler gear	1	
11	71667	LOCKPLATE	1	
12	STD-705	SCREW, 1/4-20 x 11/16 long, hex hd.	2	
13	71664	GEAR ASSY., Fuel pump idler	1	
14	77309	BUSHING, Crankshaft idler gear	1	
15	70474	WASHER, Fuel pump gear thrust	1	
16	STD-1737	RING, 37/64 ID dia. x 3/64 thick, external retaining	1	
17	69164	GASKET, Fuel pump adapter	1	

IO-540-AA1A5 & -M1B5D

SECTION 2 (Cont.)

Page 2-11 (Cont.)  
Fuel Pump and Fuel Pump Drives

Ref. No.	Part No.	Description	Qty. Per Assy.	
			-AA1A5	-M1B5D
18	72972	SHAFT GEAR ASSY., Fuel pump drive	1	
19	69159	ADAPTER ASSY., Fuel pump drive	1	
20	STD-1774	PIN, 1/8 dia. x 1/4 long	1	
21	STD-213	SEAL, Oil, 3/4 ID x 1-3/8 OD	1	

SECTION 3

Page 3-1  
Connecting Rod, Piston and Ring Assemblies

1	LW-10646	CONNECTING ROD ASSY.	6	6
2	LW-13923	BUSHING, Connecting rod	6	6
3	75061	BOLT, Connecting rod	12	12
	75060	BOLT, Connecting rod	12	12
4	LW-12186	NUT, Connecting rod bolt	12	12
5	LW-14954	BEARING, Connecting rod	12	12
6	LW-10545	PISTON, Compression ratio 7.30:1	6	
	LW-10207	PISTON, Compression ratio 8.7:1		6
7	74241	RING, Piston compression	12	12
8	73857	RING, Piston oil regulating	6	6
9	LW-14078	PIN, Piston	6	6
10	60828	PLUG, Piston pin	12	12

Page 3-3  
Cylinder Assembly

1	LW-12997	CYLINDER & HEAD ASSY., Nitrided		6
	LW-12988	CYLINDER & HEAD ASSY., Nitrided	6	
2	LW-12688	SEAT, Intake valve	6	6
3	71894	SEAT, Exhaust valve	6	6
4	LW-11956	GUIDE, Valve intake	6	6
5	LW-11957	GUIDE, Valve exhaust		6
	LW-11958	GUIDE, Valve exhaust, ni-resist	6	
6	69260	INSERT, Spark plug, long reach	12	12
7	STD-1872	INSERT, 1/8-27 Heli-coil NPT	6	6
	72706	INSERT, Heli-coil, 1/4-20 NC x 3/8 long (self locking)		24
8	31C-13	STUD, 5/16-18 x 1-5/8 long	12	
	31C-10	STUD, 5/16-18 x 1-1/4 long		18
10	25C-8	STUD, 1/4-20 x 1.00 long	24	
11	66610	BUSHING, Rocker shaft		6
	66670	BUSHING, Rocker shaft	24	18
12	MS20823-6D	ELBOW, 45° x 3/8 flared tube	6	6



IO-540-AA1A5 & -M1B5D

SECTION 3 (Cont.)

Page 3-3 (Cont.)  
Cylinder Assembly

Ref. No.	Part No.	Description	Qty. Per Assy.	
			-AA1A5	-M1B5D
13	72343	STABILIZER, Cylinder head fins - 15 teeth	6	
	72344	STABILIZER, Cylinder head fins - 26 teeth	6	
	75151	STABILIZER, Cylinder head fins		6
	75152	STABILIZER, Cylinder head fins		6
	75164	STABILIZER, Cylinder head fins		6
	1102	PLUG, 1/8-27 NPT, Allen	6	6

Page 3-5  
Valve Assembly

1	LW-13622	VALVE, Intake	6	6
2	73111	VALVE, Exhaust rotator type		6
	LW-11167	VALVE, Exhaust rotator type	6	
3	LW-11797	SPRING, Valve inner	12	12
4	LW-11796	SPRING, Valve outer	12	12
5	LW-13321	SEAT, Valve spring, lower intake	6	6
6	69532	SEAT, Valve spring, upper intake	6	6
7	LW-13322	SEAT, Valve spring, lower exhaust	6	6
8	LW-16475	SEAT, Valve spring, upper exhaust (rotator type)	6	6
9	72050	KEY, Valve intake	12	12
10	62388	CAP, Valve stem	6	6
11	MS13997-3	KEY, Valve exhaust (rotator type)	12	12
12	MS13998-3	CAP, Valve stem exhaust (rotator type)	6	6
13	78290	PLUNGER ASSY., Hydraulic tappet	12	12
14	78524	SOCKET, Push rod hydraulic tappet	12	12
15	72255	SHROUD TUBE ASSY., Push rod	12	6
	72257	SHROUD TUBE ASSY., Push rod (exhaust)		6
16	LW-13077	SPRING, Shroud tube	24	24
19	66728	WASHER, 3/4 ID x 1-1/4 OD x 1/32 (Max. 24)	24	24
20	61503	SLEEVE, Shroud tube seal	12	12
22	62922	SEAL, Shroud tube	24	24

Page 3-7  
Cylinder Related Parts

1	73455	ROD ASSEMBLY, Push (intake)	un	un
	73456	ROD ASSEMBLY, Push (intake)	un	un
	73457	ROD ASSEMBLY, Push (intake)	un	un
	73458	ROD ASSEMBLY, Push (intake)	un	un
	73445	ROD ASSEMBLY, Push (exhaust)	un	un
	73446	ROD ASSEMBLY, Push (exhaust)	un	un
	73447	ROD ASSEMBLY, Push (exhaust)	un	un



IO-540-AA1A5 & -M1B5D

SECTION 3 (Cont.)

Page 3-7 (Cont.)  
Cylinder Related Parts

Ref. No.	Part No.	Description	Qty. Per Assy.	
			-AA1A5	-M1B5D
	73448	ROD ASSEMBLY, Push (exhaust)	un	un
4	67113	ROCKER ASSY., Valve intake	6	6
5	67114	BUSHING, Valve rocker intake	6	6
8	67112	ROCKER ASSY., Exhaust valve	6	
	72630	ROCKER ASSY., Exhaust valve		6
9	67114	BUSHING, Valve rocker exhaust	6	
	72705	BUSHING, Valve rocker exhaust		6
10	71549	WASHER, Valve rocker	12	12
11	72626	SHAFT, Valve rocker	12	12
14	66732	GASKET, Valve rocker shaft cover	12	12
15	66731	COVER, Valve rocker shaft	12	
	72710	COVER, Valve rocker shaft		12
16	STD-160	WASHER, 1/4 lock	24	
17	STD-1411	NUT, 1/4-20 plain	24	
18	71450	GASKET, Rocker box cover		6
	67193	GASKET, Rocker box cover	6	
19	72242	COVER, Rocker box		6
	68795	COVER ASSY., Rocker box	6	
20	STD-1925	SCREW, 1/4-20 x 5/8 self-locking	48	54
	72709	SCREW, 1/4-20 x 5/8 self-locking		24
21	74494	PLATE, Spark plug reach caution	6	6
22	71481	RING, Oil seal	6	6
23	77906	SPACER, 1/2 ID x 7/8 OD x 1/8 thick	2	2
24	74887	SPACER, 1/2 ID x 7/8 OD x 3/8 thick	2	2
25	383-B	NUT, 3/8-24 plain	24	24
26	STD-290	NUT, 1/2-20 plain	28	28
27	65321	GASKET, Exhaust flange	6	
	77611	GASKET, Exhaust flange	6	
28	61260	FLANGE, Exhaust, stainless	6	
29	STD-35	WASHER, 5/16 plain	12	
30	STD-475	WASHER, 5/16 lock	12	
31	STD-1410	NUT, 5/16-18 plain	12	

Page 3-9

Cylinder Head Drain Tubes and Intercylinder Cooling Baffles

1	STD-684	NIPPLE, Straight, 3/8 ID hose	6	6
2	STD-2180	HOSE, 3/8 ID x 1-13/16 long	6	6
3	LW-15592-5-05	CLAMP, Hose	12	12
4	72702	TUBE ASSY., No. 1 cylinder	1	1
	72703	TUBE ASSY., No. 2 cylinder	1	1
	73027	TUBE ASSY., No. 3,4,5,6 cylinder head oil drain	4	4

IO-540-AA1A5 & -M1B5D

SECTION 3 (Cont.)

Page 3-9 (Cont.)

Cylinder Head Drain Tubes and Intercylinder Cooling Baffles

Ref. No.	Part No.	Description	Qty. Per Assy.	
			-AA1A5	-M1B5D
5	72918	BAFFLE ASSY., Intercylinder coding		4
	LW-10610	BAFFLE & CLIP ASSY., Cyls. No. 1 & 6	2	
	LW-10611	BAFFLE & CLIP ASSY., Cyls. No. 2 & 5	2	
	74718	BAFFLE ASSY., Intercylinder	2	
6	LW-10608	CLIP, Intercylinder baffle	4	
7	LW-10609	RIVET, Baffle clip	4	
8	71611	RETAINER, Intercylinder baffle	4	4
9	71610	HOOK, Intercylinder baffle	4	4
10	72834	COVER, Baffle ignition hole	4	4
11	STD-692	SCREW, No. 10-32 x 1/2 long	8	8
12	STD-670	NUT, No. 10-32 self-locking	8	
13	65614	PLUG, Baffle attaching	4	
14	STD-251	WASHER, No. 10 lock	4	
15	STD-1686	SCREW, No. 10-32 x 7/16 long, fill. hd.	4	

SECTION 4

Page 4-1

Magneto Drives and Magnetos

1	LW-13642	GEAR RETAINER, Magneto drive		1
2	LW-13641	CUSHION, Magneto drive		2
3	LW-12681	GASKET, Magneto		1
4	LW-685126-109	MAGNETO, Ignition system (D6LN-3031)		1
	LW-682560-13	MAGNETO, Ignition		1
	LW-684604-103	HARNESS, Ignition		1
5	75965	CLAMP, Magneto		2
6	STD-475	WASHER, 5/16 lock		2
7	STD-1410	NUT, 5/16-18 plain		2
	MS25082-6	NUT, 3/8-24 UNF-3 (thin)		2
10	LW-14057	CLIP, 1 wire for 1/4 screw		6
	LW-620028-3	CLIP, 2 wire for 1/4 screw		6
13	LW-620029-6	CLIP, 3 wire for 10-32 screw		1
	LW-320472-3	CLIP, 6 wire		2
14	LW-620037-4	CLIP, 6 wire for 10-32 screw		1
	LW-620036-1	CLIP, 6 wire		3
20	STD-692	SCREW, 10-32		1
21	STD-670	NUT, 10-32		1
	76505	BRACKET		1
23	76734	ZIP STRAP		31
27	STD-1925	SCREW, 1/4-20 self-locking		12
29	LW-382698	KIT, Magneto ground terminal		2

IO-540-AA1A5 & -M1B5D

SECTION 4 (Cont.)

Page 4-3  
Magneto Drives and Magnetos

Ref. No.	Part No.	Description	Qty. Per Assy.	
			-AA1A5	-M1B5D
1	67542	BEARING, Ball		2
2	74830	GEAR RETAINER, Magneto drive		2
3	LW-12136	CUSHION, Magneto drive		4
4	62224	GASKET, Magneto adapter		2
5	LW-12707	ADAPTER, Magneto		2
6	LW-12681	GASKET, Magneto		2
7	73000	COUPLING, Magneto drive		1
	73636	COUPLING, Magneto (right magneto)		1
8	LW-349290-1	MAGNETO, S6LN-1208		1
	LW-349310-1	MAGNETO, S6LN-1209		1
9	75965	CLAMP, Magneto		4
11	STD-475	WASHER, 5/16 lock		4
12	STD-1410	NUT, 5/16-18 plain		4

Page 4-5  
Ignition Harness and Spark Plugs

21	STD-696	WASHER, 1/4 plain (thin)		un
31	LW-720515-3	HARNESS ASSY., Ignition		1
32	1182-K4	SPARK PLUG, (Champion RHB36W), iridium		12
	1182-W5	SPARK PLUG, (Champion RHB37E)		12

SECTION 5

Page 5-1  
Alternator Mounting Brackets  
(Prestolite 24V - 100 Amp. Dual Belt)\*

Ref. No.	Part No.	Description	Qty. Per Assy.		
			-AA1A5	-M1B5D	-M1B5D*
1	LW-13039	BRACKET, Alternator		1	
2	77756	BRACKET, Alternator	1		
	LW-14141	BRACKET, Alternator - front			1
	LW-14142	BRACKET, Alternator - rear			1
3	73383	LOCKPLATE, 5/16 bolt x 1.00 spacing	1	1	2
4	STD-1838	BOLT, 5/16-18 x 15/16 long	2	2	4
5	75380	LINK, Alternator, adjusting		1	
	74323	STRUT, Alternator support		1	
	LW-3111.75	BOLT, 5/16-18 x 3/4 long, hex hd. dr.		3	
	STD-35	WASHER, 5/16 plain		1	
7	77757	BRACKET, Alternator belt, adjusting	1		

IO-540-AA1A5 & -M1B5D

SECTION 5 (Cont.)

Page 5-1 (Cont.)  
 Alternator Mounting Brackets  
 (Prestolite 24V - 100 Amp. Dual Belt)\*

Ref. No.	Part No.	Description	Qty. Per Assy.		
			-AA1A5	-M1B5D	-M1B5D*
8	LW-11147 STD-1727	BRACKET, Alternator belt adjusting WASHER, Plain, 3/4 OD x 5/16 ID x 1/8 thick	1	1	1
9	LW-14637	SHIM, 13/16 OD x 15/16 ID x .005 thick	un		un
10	LW-14649	SHIM, 13/16 OD x 5/16 ID x .010 thick	un		un
11	STD-1889	BOLT, 5/16-18 x 1-1/4 long, drilled	1		1
12	78639	PULLEY & SHAFT ASSY., Alternator belt adj.	1		
	LW-10578	PULLEY & SHAFT ASSY., Alternator dual belt, adj.			1
13	78614	PULLEY, Alternator belt adj.	1		
	76420	PULLEY, Alternator idler, dual			1
	LW-10576	SHAFT, Alternator dual belt idler			1
	LW-10970	STRUT, Alternator support			1
	LW-31H.75	BOLT, 5/16-18 x 3/4 long, hex hd. drilled			1
	LW-14650	SHIM, 7/8 OD x 15/32 ID x .005 thick			un
	AN7-14	BOLT, 7/16-20 UNF-3A x 1-19/32 long, drilled end			1
	STD-632	WASHER, 7/16 plain			un
	AN310-7	NUT, 7/16-20 plain, slotted			2
	STD-761	PIN, Cotter, 3/32 dia. x 1.00 lg.			2
	AN7-12	BOLT, 7/16-20 UNF-3A x 1-11/32 lg. drilled end			1
14	78629	BALL BEARING, Alternator idler pulley	1		1
15	MS16625-1125	RING, Internal retaining	2		2
16	78617	IDLER SHAFT, Alternator belt, adj.	1		
17	76768	LOCKWASHER, Alternator idler pulley bearing	1		1
18	76769	LOCKNUT, Alternator idler pulley bearing	1		1
19	STD-669	WASHER, 1/2 ID x 1.00 OD x 1/8 thick	1		1
20	STD-676	NUT, 1/2-20 self-locking	1		1
21	STD-1727	WASHER, Plain, 3/4 OD x 5/16 ID x 1/8 thick	1		1
22	LW-14637	SHIM, 13/16 OD x 5/16 ID x .005 thick	un		un
23	STD-1889	BOLT, 5/16-18 x 1-1/4 long, drilled	1		1

IO-540-AA1A5 & -M1B5D

SECTION 5 (Cont.)

Page 5-1 (Cont.)  
 Alternator Mounting Brackets  
 (Prestolite 24V - 100 Amp. Dual Belt)\*

Ref. No.	Part No.	Description	Qty. Per Assy.		
			-AA1A5	-M1B5D	-M1B5D*
24	LW-10952	SHIM, 13/16 OD x 7/16 ID x .005 thick	un		
25	AN6-12	BOLT, 3/8-24 x 1-5/16 drilled end	1		
26	AN6-14	BOLT, 3/8-24 x 1-19/32 drilled end		1	
27	STD-690	WASHER, 13/16 OD x 3/8 ID x 1/16 thick	un	un	
28	STD-872	NUT, 3/8-24 slotted	2	2	
29	STD-713	PIN, Cotter, 3/32 x 3/4 long	2	2	
31	AN6-16	BOLT, 3/8-24 x 1-13/16 drilled end	1	1	
32	76534	SHIM, 1-1/8 OD x 7/16 ID x .005 thick	un		

Page 5-3  
 Alternators, Regulators and Drive Belts

Ref. No.	Part No.	Description	Qty. Per Assy.	
			-AA1A5	-M1B5D
1	LW-14308	ALTERNATOR, 24 volt - 70 Amp. (ALU-8421) (externally grounded)		1
	LW-10967	ALTERNATOR ASSY., 24 volt - 100 Amp.		1
2	76421	ALTERNATOR PULLEY, Dual belt		1
	76026	BELT, Alternator drive (3/8 wide)		1
	74519	BELT, Alternator drive (3/8 wide)	1	
	LW-10971	BELT, Alternator drive, dual idler pulley take-up (two matched belts)		1
3	LW-10179	REGULATOR, 24 volt - full transistor (VSF-7403)		1

Page 5-4  
 Starting Motor and Magnetic Switch

1	LW-15572	STARTER, 24 volt (3.38:1 internal reduction)(12/14 p. pinion) (MHB-4016)	1	1
2	STD-35	WASHER, 5/16 plain	4	4
3	STD-475	WASHER, 5/16 lock, internal teeth	4	4
4	STD-2156	BOLT, 5/16-18 x 1-5/32	1	1
5	STD-1410	NUT, 5/16-18 plain	3	3

IO-540-AA1A5 & -M1B5D

SECTION 6

Page 6-1  
Oil Sump Assembly

Ref. No.	Part No.	Description	Qty. Per Assy.	
			-AA1A5	-M1B5D
1	LW-13306	GASKET, Oil sump	1	1
2	LW-13232	HOUSING ASSY., Oil sump & induction		1
	LW-14946	HOUSING ASSY., Oil sump & induction	1	
3	STD-514	DOWEL, 5/16 dia. x 1/2	2	2
4	72179	STUD, Intake pipe extensions	3	3
5	72167	PIPE, Extension - intake cylinders no. 1 & 2	2	2
6	72168	PIPE, Extension - intake cylinders no. 3 & 4	2	2
7	72169	PIPE, Extension - intake cylinders no. 5 & 6	2	2
8	LW-11273	CLAMP, Intake pipe extension	3	3
9	25C-9	STUD, 1/4-20 x 1-1/8 long	4	4
10	25C-11	STUD, 1/2-20 x 1-3/8 long	15	15
11	38-15	STUD, 3/8-16 x 1-7/8 long		8
	38-17	STUD, 3/8-16 x 2-1/8 long	8	
12	72706	INSERT, Heli-coil, 1/4-20 x 3/8 long, self-lock	14	14
13	1102	PLUG, 1/8 NPT Allen head	5	2
14	STD-91	PLUG, 1/2-14 NPT Allen head	1	1
15	STD-784	PLUG, 3/8-18 NPT Allen head	1	1
16	STD-355	PLUG, 3/4-14 NPT Allen head	2	2
17	STD-8	WASHER, 1/4 plain	29	29
18	STD-160	WASHER, Lock, internal teeth	23	23
19	STD-1646	BOLT, 1/4-20 x 2.00 long, hex head	2	2
20	STD-1688	BOLT, 1/4-20 x 1.00 long, hex head	10	10
21	STD-1411	NUT, 1/4 plain	13	13
22	STD-589	GASKET, Annular, 1-1/8 OD x 29/32 ID x 1/16	1	1
24	72960	PLUG, 7/8-14 x 5/8 hex head	1	1
25	STD-1875	BOLT, 1/4-20 x 13/16 long	4	4
26	STD-8	WASHER, 1/4 plain	37	37
27	STD-160	WASHER, Lock, internal teeth	23	23
28	STD-1419	BOLT, 1/4-20 x 1-1/8 long, hex head	6	6
29	STD-1688	BOLT, 1/4-20 x 1.00 long, hex head	8	8
30	STD-1411	NUT, 1/4-20 plain	25	25
31	STD-551	PLUG, 1/2-14 NPT sq. hd., drilled	2	2
32	LW-13383	BAFFLE, Oil sump	1	1
33	LW-13384	SUPPORT, Oil sump baffle	4	4
34	LW-13385	SUPPORT, Oil sump baffle	2	2
35	STD-425	WASHER, 7/16 OD x 13/64 ID x 1/16 thick	6	6
36	STD-1686	SCREW, No. 10-32 x 7/16 long, fill. hd.	6	6
37	75444	ADAPTER ASSY., Fuel drain valve		2
	LW-13807	ADAPTER ASSY., Fuel drain valve	1	
38	60422	SCREEN, Oil suction	1	1
39	STD-111	GASKET, 1.00 ID x 1-1/4 OD x 3/32	1	1
40	LW-12545	PLUG, 5/8 hex hd. x 1.00-20 thread	1	1

IO-540-AA1A5 & -M1B5D

SECTION 6 (Cont.)

Page 6-4  
Oil Sump Assembly

Ref. No.	Part No.	Description	Qty. Per Assy.	
			-AA1A5	-M1B5D
14	61548	NAMEPLATE	1	1
15	STD-1901	DRIVE STUD, No. 4 x 3/16 long, round hd.	4	4

Page 6-5  
Intake Pipes and Air Inlet Housing

4	71973	GASKET, 2 bolt flange - 1-7/8 ID	6	6
5	74360	FLANGE, Intake pipe, upper	6	6
6	STD-8	WASHER, 1/4 plain	12	12
7	STD-160	WASHER, 1/4 lock, internal teeth	12	12
8	STD-1215	BOLT, 1/4-20 x 1-1/4 long, hex hd.	12	12
9	72711	RING, Seal, intake pipes	6	6
10	LW-12191	PIPE, Intake - cylinder no. 1	1	1
11	LW-12192	PIPE, Intake - cylinder no. 2	1	1
12	LW-12193	PIPE, Intake - cylinder no. 3	1	1
13	LW-12194	PIPE, Intake - cylinder no. 4 & 5	2	2
14	LW-12195	PIPE, Intake - cylinder no. 6	1	1
16	72210	GASKET, Air throttle housing	1	1
17	73031	HOUSING ASSY., Air inlet		1
20	LW-15730	HOUSING ASSY., Air inlet	1	
21	31C-14	STUD, 5/16-18 x 1-3/4 long	4	4
22	1102	PLUG, 1/8 pipe, Allen head	1	
23	STD-8	WASHER, 1/4 plain		6
24	STD-1875	BOLT. 1/4-20 x 13/16 long, hex hd.	6	6

Page 6-7  
Fuel Injectors, Fuel Manifolds and Injector Nozzles

2	73032	GASKET, Air inlet housing	1	1
4	79034	FUEL INJECTOR, (2524422-7)		1
	LW-16954	FUEL INJECTOR, (2524846-1)	1	
5	STD-35	WASHER, 5/16		3
6	STD-1727	WASHER, Plain, 3/4 OD x 21/64 ID x 1/8 thick		1
	STD-1727	WASHER, 1/8 thick	4	
7	STD-475	WASHER, 5/16 internal lock		4
8	STD-1410	NUT, 5/16-18 plain	4	4
9	STD-1763	LOCKNUT, 5/16 palnut	4	
12	LW-10476	NOZZLE ASSY., Manifold air bleed (2524369-1)		6
	LW-10475	NOZZLE ASSY., Manifold air bleed (2524370-1)	6	
13	MS29512-6	SEAL, Oil, 5/64 dia. section x 15/32 ID		1
14	AN919-6	REDUCER, Flared tube (1/4 tubing)		1
	AN924-6	NUT, Flared tube, bulkhead fitting		1

IO-540-AA1A5 & -M1B5D

SECTION 6 (Cont.)

Page 6-7 (Cont.)

Fuel Injectors, Fuel Manifolds and Injector Nozzles

Ref. No.	Part No.	Description	Qty. Per Assy.	
			-AA1A5	-M1B5D
15	76779	ADAPTER, Injector - fuel outlet		1
	76364	ELBOW & BUSHING ASSY., 45°		1
	AN929-3	CAP ASSY., 3/16 flared tube fitting		1

Page 6-8

Fuel Injectors, Fuel Manifolds and Injector Nozzles

15	79007	MANIFOLD ASSY., Fuel	1	
16	MS20823-4	ELBOW, 1/4 tube, 1/8 NPT 45°	1	
17	AN780-2	NIPPLE, Union, 1/8 NPT	6	
18	75447	NIPPLE, 3/16 tube to 1/8 NPT, restricted	1	
24	73966	SPACER, Fuel manifold bracket	2	
25	73965	BRACKET, Fuel manifold	2	
26	STD-251	WASHER, No. 10 lock, internal teeth	4	
27	STD-82	SCREW, No. 10-24 x 1/2 long, fill hd. dr.	4	
28	75414	BRACKET, Fuel manifold		2
29	STD-160	WASHER, 1/4 lock, internal teeth		2
30	STD-1411	NUT, 1/4-20 plain		2
	76778	MANIFOLD ASSY., Fuel, right		1
	AN780-2	NIPPLE, Union, 1/8 tube		4
	MS20822-4	ELBOW, 1/4 flared tube, 1/8 NPT 90°		2
	STD-2166	ELBOW, Union		2
	76777	MANIFOLD ASSY., Fuel, left		1
	LW-25-0.75	BOLT, 1/4-20 x 3/4 long, hex hd.		2
	STD-8	WASHER, 1/4 plain		2
	STD-160	WASHER, 1/4 lock, internal teeth		2
	STD-1411	NUT, 1/4-20 plain		2
	LW-18028	MANIFOLD, Right, injector nozzle vent	1	
	LW-16599	MANIFOLD, Left, injector nozzle vent	1	
	74493	HOSE, 3/16 ID x 7/16 OD x 2-1/2 long	6	
	LW-15592-5-04	CLAMP, 7/16 ID x 5/16 wide	12	
	74655	SPACER, 9/32 ID x 1/2 OD x 3/8 long	5	
	MS9025-5	CLIP, 3/8 ID x 1/4 screw	5	
	STD-160	WASHER, 1/4 internal lock	5	
	STD-1688	BOLT, 1/4-20 x 1.00 long, hex hd.	5	
	STD-1339	PLUG, 1/16-27 NPT Allen	2	
	AN821-6C	ELBOW, 3/8 flared tube coupling 90° manifold		2
	75340	MANIFOLD, Right, outer, injector nozzle vent		1
	75332	MANIFOLD, Left, outer, injector nozzle vent		1
	76772	HOSE, 3/16 ID x 7/16 OD x 1-7/8 long		6
	LW-15592-5-04	CLAMP, 7/16 ID x 5/16 wide		12
	74832	BRACKET, Nozzle vent, manifold		4



IO-540-AA1A5 & -M1B5D

SECTION 6 (Cont.)

Page 6-8 (Cont.)

Fuel Injectors, Fuel Manifolds and Injection Nozzles

Ref. No.	Part No.	Description	Qty. Per Assy.	
			-AA1A5	-M1B5D
	STD-860	SCREW, No. 10-32 x 5/8 long, rd. hd.		4
	STD-670	NUT, No. 10-32 self-locking		4

Page 6-9

Fuel Lines, Fuel Hoses and Attaching Parts

1	LW-12098-0-200	TUBE ASSY., Fuel manifold to nozzle, cyls. no. 1-2-5-6	4	
	LW-12098-0-170	TUBE ASSY., Fuel manifold to nozzle, cyls. no. 3-4	2	
	LW-12098-1-170	TUBE ASSY., Fuel manifold to nozzle, cyls. no. 2-5		2
	LW-12098-0-100	TUBE ASSY., Fuel manifold to nozzle, cyls. no. 1-3-4-6		4
	LW-16266-10-75	CLAMP	10	
	LW-16266-25-63	CLAMP		2
	STD-8	WASHER, 1/4 plain		2
	STD-160	WASHER, Lock, internal teeth		2
	STD-1411	NUT, 1/4-20 plain		2
	LW-16266-10-13	CLAMP	12	
4	STD-860	SCREW, No. 10-32 x 5/8 long, fill. hd.	15	2
5	STD-425	WASHER, No. 10 plain	3	
6	STD-670	NUT, No. 10-32 self-locking	15	2
7	73136	BRACKET, 90°	4	1
8	73152	BRACKET, Support clamp	1	1
	LW-16266-25-63	CLAMP	2	
	LW-16266-10-25	CLAMP		2

Page 6-10

Fuel Lines, Fuel Hoses and Attaching Parts

3	72377	ELBOW, 3/8 flared tube, adj. 90°		2
	LW-12879-6S120	HOSE, Fuel pump to injector		1
12	LW-12876-4S344	HOSE ASSY., Fuel injector to fuel manifold	1	
15	LW-12877-65051	HOSE ASSY., Fuel pump to injector	1	
	MS20822-6	ELBOW, 3/8 flared tube, 1/4 NPT - 90°	1	
	LW-12878-4S176	HOSE, Fuel injector to fuel manifold, right		1
	LW-12798-4S242	HOSE, Fuel injector to fuel manifold, left		1

New Page

Exhaust Pipe Assembly

	LW-15619	GASKET, Exhaust flange		12
	LW-14197	MANIFOLD ASSY., Exhaust, right		1
	LW-10159	PIPE, Exhaust, cyl. no. 1		1
	LW-10160	PIPE, Exhaust, cyl. no. 3		1

IO-540-AA1A5 & -M1B5D

SECTION 6 (Cont.)

New Page (Cont.)  
Exhaust Pipe Assembly

Ref. No.	Part No.	Description	Qty. Per Assy.	
			-AA1A5	-M1B5D
	LW-10161	PIPE, Exhaust, cyl. no. 5	1	
	LW-14198	MANIFOLD ASSY., Exhaust, left	1	
	LW-10164	PIPE, Exhaust, cyl. no. 2	1	
	LW-10163	PIPE, Exhaust cyl. no. 4	1	
	LW-10162	PIPE, Exhaust, cyl. no. 6	1	
	STD-475	WASHER, 5/16 lock, internal teeth	18	
	STD-1410	NUT, 5/16-18 plain	18	

## INTRODUCTION

This illustrated parts catalog contains a complete parts listing for the Lycoming IO-540-C4B5, -D4A5, -G1D5, -K1A5, -K1A5D, -K1B5, -K1D5, -K1E5, -K1F5, -K1F5D, -K1J5, -K1J5D, -S1A5, -T4A5D and -T4B5D wide cylinder flange model aircraft engines.

Major assembly and sub-assembly parts of the engines are listed in the Group Assembly sections in the general sequence of engine build up.

A Service Kits section and Oversize and Undersize Parts List are included to aid in ordering parts as necessary during overhaul.

The Numerical Index is provided for convenience in finding parts when only the part number is known.

Parts coverage of Vendor Accessories used on Lycoming engines may be found in the appropriate Vendor's Parts Catalog. A list of these publications appear in the latest edition of Service Letter No. L114.

### NOTE

*The illustrations, pictures and drawings in this publication are typical of the subject matter they portray; in no instance are they to be interpreted as examples of any specific engine, equipment or part thereof.*

### SERVICE BULLETINS, INSTRUCTIONS AND LETTERS

Although the information contained in this parts catalog is up-to-date at time of publication, users are urged to keep abreast of later information through all Lycoming distributors or from the the factory by subscription. Consult the latest edition of Service Letter No. L114 for subscription information.

**IO-540 SERIES**  
**TABLE OF CONTENTS**

SECTION	PAGE
Introduction . . . . .	i
Table of Contents . . . . .	ii
Oversize and Undersize Parts . . . . .	iii
<b>1 - CRANKCASE, CRANKSHAFT AND CAMSHAFT GROUP</b>	
Crankcase Assembly . . . . .	1-1
Oil Level Gages and Engine Mounting Brackets . . . . .	1-3
Crankcase Related Parts . . . . .	1-5
Propeller Governor Drive Assembly . . . . .	1-6
Crankshaft, Camshaft and Related Parts . . . . .	1-7
Crankshaft, Idler and Tachometer Drive . . . . .	1-9
Crankcase Attaching Parts . . . . .	1-10
<b>2 - ACCESSORY HOUSING AND RELATED PARTS</b>	
Accessory Housing Assembly . . . . .	2-1
Oil Pump Assembly and Accessory Housing Attaching Parts . . . . .	2-3
Oil Filter Assembly and Oil Cooler Bypass Valve . . . . .	2-5
Vacuum Pump Drive Oil Cooler Fitting and Breather Fittings . . . . .	2-7
Hydraulic Pump Drive and Covers . . . . .	2-9
Fuel Pump and Fuel Pump Drives . . . . .	2-11
<b>3 - CYLINDER, PISTON AND VALVE TRAIN</b>	
Connecting Rod, Piston and Ring Assemblies . . . . .	3-1
Cylinder Assembly . . . . .	3-3
Valve Assembly . . . . .	3-5
Cylinder Related Parts . . . . .	3-7
Cylinder Head Drain Tubes and Intercylinder Cooling Baffles . . . . .	3-9
<b>4 - IGNITION SYSTEM</b>	
Magneto Drives and Magnetos . . . . .	4-1
Magneto Drives and Magnetos . . . . .	4-3
Ignition Harness and Spark Plugs . . . . .	4-5
<b>5 - ELECTRICAL SYSTEM</b>	
Alternator Mounting Brackets . . . . .	5-1
Alternators, Regulators and Drive Belts . . . . .	5-3
Starting Motor and Magnetic Switch . . . . .	5-4
<b>6 - OIL SUMP AND INDUCTION SYSTEM</b>	
Oil Sump Assembly . . . . .	6-1
Oil Sump Assembly . . . . .	6-3
Oil Sump Assembly . . . . .	6-4
Intake Pipes and Air Inlet Housing . . . . .	6-5
Fuel Injectors, Fuel Manifolds and Injection Nozzles . . . . .	6-7
Fuel Injectors, Fuel Manifolds and Injection Nozzles . . . . .	6-8
Fuel Lines, Fuel Hoses and Attaching Parts . . . . .	6-9
Fuel Lines, Fuel Hoses and Attaching Parts . . . . .	6-10
<b>7 - SERVICE KIT SECTION</b> . . . . .	7-1
<b>8 - SUPERSEDURES SECTION</b> . . . . .	8-1
<b>9 - NUMERICAL INDEX</b> . . . . .	9-1

## OVERSIZE AND UNDERSIZE PARTS LIST

### IO-540 Wide Cylinder Flange Series

PART NO.	DESCRIPTION	OVERSIZE								UNDERSIZE		
		P05	P075	P10	P125	P15	P20	P30	P40	M03	M06	M10
76943	GUIDE, Valve intake	X		X			X	X	X			
LW-11956	GUIDE, Valve intake							X	X			
77160	GUIDE, Valve exhaust	X		X			X	X	X			
LW-11957	GUIDE, Valve exhaust	X		X			X	X	X			
LW-11958	GUIDE, Valve exhaust	X		X			X	X	X			
66610	BUSHING, Rocker shaft	X		X								
66670	BUSHING, Rocker shaft inner	X		X								
66260	INSERT, Spark plug INSERT Spark plug (long reach)			X								
69796	DOWEL, Crankshaft bearing	X										
LW-10647	DOWEL, Crankshaft bearing	X		X								
71903-B	BUSHING, Counterweight	SEE SERVICE INSTRUCTION NO. 1143 FOR SIZE.										
72057	SEAT, Intake, valve			X			X	X				
LW-12688	SEAT, Intake, valve			X			X	X				
72058	SEAT, Exhaust, valve			X			X	X				
71894	SEAT, Exhaust, valve			X			X	X				
75656	BUSHING, Propeller flange - long	X		X		X	X					
72155	BUSHING, Propeller flange - short	X		X		X	X					
75657	BUSHING, Propeller flange - indexing	X		X			X					
73810	BUSHING, Crankshaft dynamic counterweight	X	X	X	X	X						
LW-13511	BEARING, Connecting rod			X						X	X	X
LW-13884	BEARING, Crankshaft, front									X	X	X
LW-13885	BEARING, Crankshaft, front									X	X	X
LW-11575	BEARING, Crankshaft									X	X	X
LW-11021	BEARING, Crankshaft									X	X	X

Stud available in P03, P07 and P12.

#### NOTE

*When ordering oversize or undersize parts, be sure to specify the required oversize or undersize dimension along with the proper part number. For example: to order bearing LW-13511 in .003 undersize, order part number LW-13511-M3. Oversize code is "P" while undersize code letter is "M". These letters are then followed by the numbers designating the size in thousandths of an inch.*

CRANKCASE, CRANKSHAFT AND CAMSHAFT GROUP

CRANKCASE ASSEMBLY

FIG. REF.	PART NUMBER	DESCRIPTION	ON ALL	QUANTITY PER ASSEMBLY															
				CABJ	DABJ	GIDJ	KIAB	KIAD	KIBJ	KIDJ	KIEJ	KIFJ	KIGJ	KIGD	KIJJ	KIJD	SIAB	TAAD	TABD
1	LW-13831	CRANKCASE ASSEMBLY																	
	LW-13837	CRANKCASE ASSEMBLY																	
	LW-13838	CRANKCASE ASSEMBLY																	
	LW-13844	CRANKCASE ASSEMBLY																	
	LW-13781	CRANKCASE ASSEMBLY																	
	LW-13847	CRANKCASE ASSEMBLY																	
2	31C-12	STUD, 5/16-18 x 1-1/2																	
		long	2																
3	31C-13	STUD, 5/16-18 x 1-5/8																	
		long	1																
4	38-13	STUD, 3/8-16 x 1-5/8																	
		long		24	24	24	24	24	24	24	24	24	24	24	24	24	24	24	
5	38-16	STUD, 3/8-16 x 2.00																	
		long		8	8	8	8	8	8	8	8	8	8	8	8	8	8	8	
	38-15	STUD, 3/8-16 x 1-7/8																	
		long																	
6	38-22	STUD, 3/8-16 x 2-3/4																	
		long	1																
7	38D-17	STUD, 3/8-16 x 2-1/8																	
		long - drilled	1																
8	50-15	STUD, 1/2-20 x 1-7/8																	
		long	12																
9	LW-13794	STUD, 5/16-18 x 1.00																	
		long - drilled		1	1	1	1	1	1	1	1	1	1	1	1	1	1	1	
10	69796	DOWEL, Crankshaft																	
		bearing	2																
11	LW-10647	DOWEL, Crankshaft																	
		bearing	6																
12	STD-514	DOWEL, 5/16 dia. x																	
		1/2 long	2																
13	STD-557	DOWEL, 1/2 dia. x																	
		11/16 long	2																
14	STD-1339	PLUG, 1/16-27 NPT																	
			1																
15	1102	PLUG, 1/8-27 NPT																	
			4																
16	65007	RETAINER, Shroud																	
		tube seal	12																
17	72158	BUSHING, Gov. drive																	
		idler shaft	1																
18	31C-14	STUD, 5/16-18 x 1-11/16																	
		long		4	4	4	4	4	4	4	4	4	4	4	4	4	4	4	
	31C-14	STUD, 5/16-18 x 1-3/4																	
		long																	
	31C-16	STUD, 5/16-18 x 2.00																	
		long		4	4	4	4	4	4	4	4	4	4	4	4	4	4	4	
19	73772	NOZZLE ASSY., Piston																	
		cooling		6	6	6	6	6	6	6	6	6	6	6	6	6	6	6	

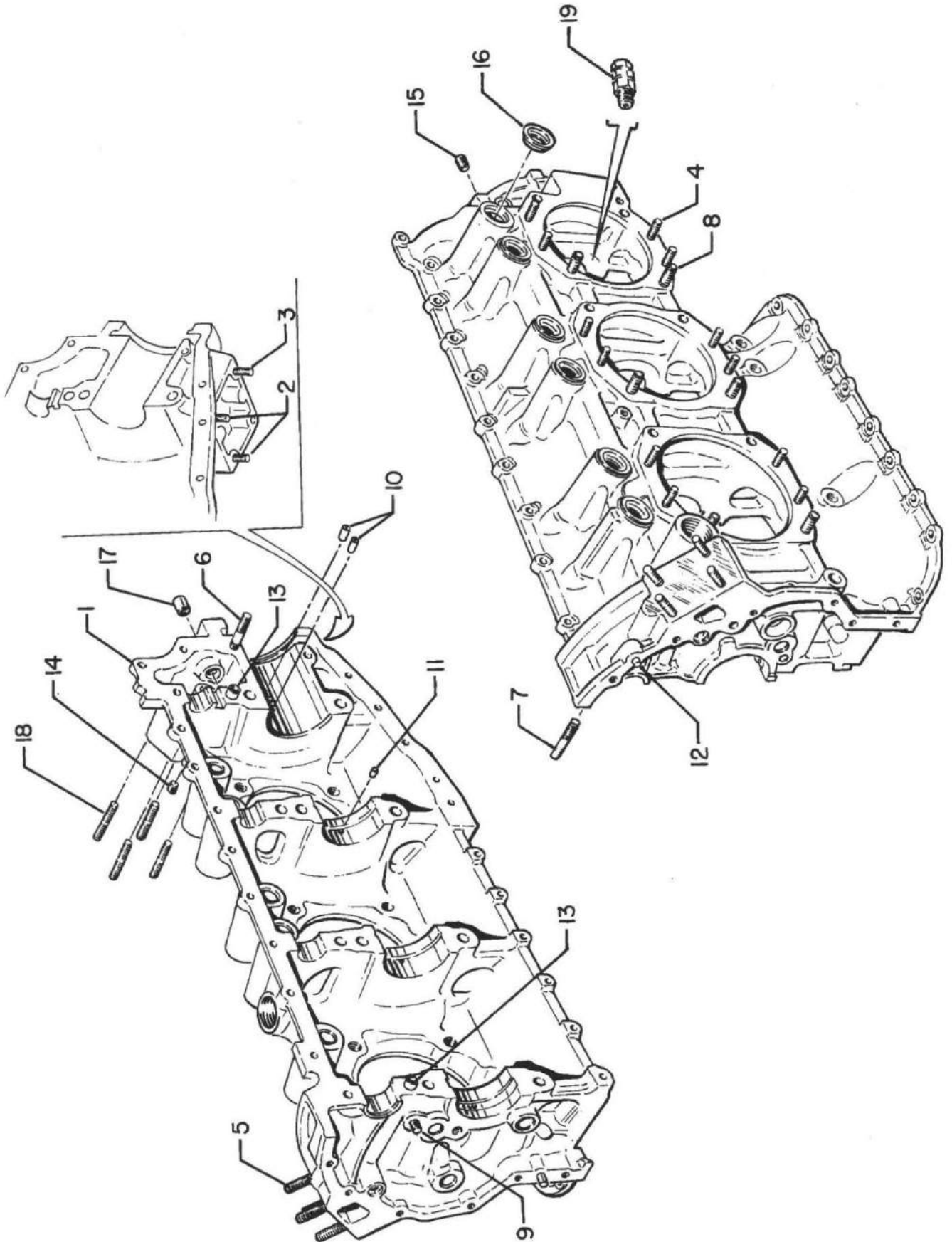


Figure 1 - Crankcase Assembly



CRANKCASE, CRANKSHAFT AND CAMSHAFT GROUP

OIL LEVEL GAGES AND ENGINE MOUNTING BRACKETS

FIG. REF.	PART NUMBER	DESCRIPTION	ON ALL	QUANTITY PER ASSEMBLY														
				CJBS	DAAS	GD5	KIAS	KIASD	KIBS	KIBSD	KIES	KIESD	KIGS	KIGSD	KIJS	KIJSB	SIAS	TAASD
1	70457	GASKET, Oil filler extension	1															
2	75737	EXTENSION, Oil filler 2-11/16 long				1						1				1		
	77527	EXTENSION, Oil filler 2-3/16 long (cam action)				1	1	1	1	1		1	1	1		1	1	1
	77770	EXTENSION, Oil filler 6-5/16 long (cam action)						1		1		1						
	75675	EXTENSION, Oil filler 2-3/16 long								1								
3	72059	GASKET, Oil level gage				1						1				1		
	72312	RING, Oil seal 1.00 ID x 1/8 section				1	1	1	1	1	1	1	1	1	1	1	1	1
	72220	GASKET, Oil level gage								1								
4	LW-14756	GAGE ASSY., Oil level (75737 extension)				1												
	LW-14732	GAGE ASSY., Oil level (77527 extension)				1	1											
	LW-14754	GAGE ASSY., Oil level (75737 extension)										1				1		
	LW-14729	GAGE ASSY., Oil level (77527 extension)						1	1	1				1	1		1	
	LW-14737	GAGE ASSY., Oil level (77770 extension)						1		1		1						
	LW-10975	GAGE ASSY., Oil level (75675 extension)										1						
	LW-14730	GAGE ASSY., Oil level (77527 extension)															1	1
	LW-14740	GAGE ASSY., Oil level (77527 extension)												1				
	75133	GAGE ASSY., Oil level (75675 extension)								1								
5	70456	BRACKET, Engine mounting					4	4	4	4	4	4	4	4	4		4	4
	72306	BRACKET, Engine mounting				4						4			4	4	4	
6	STD-33	WASHER, 3/8 plain	16															
7	STD-678	WASHER, 3/8 lock	16															
8	STD-596	NUT, 3/8-24 plain	16															



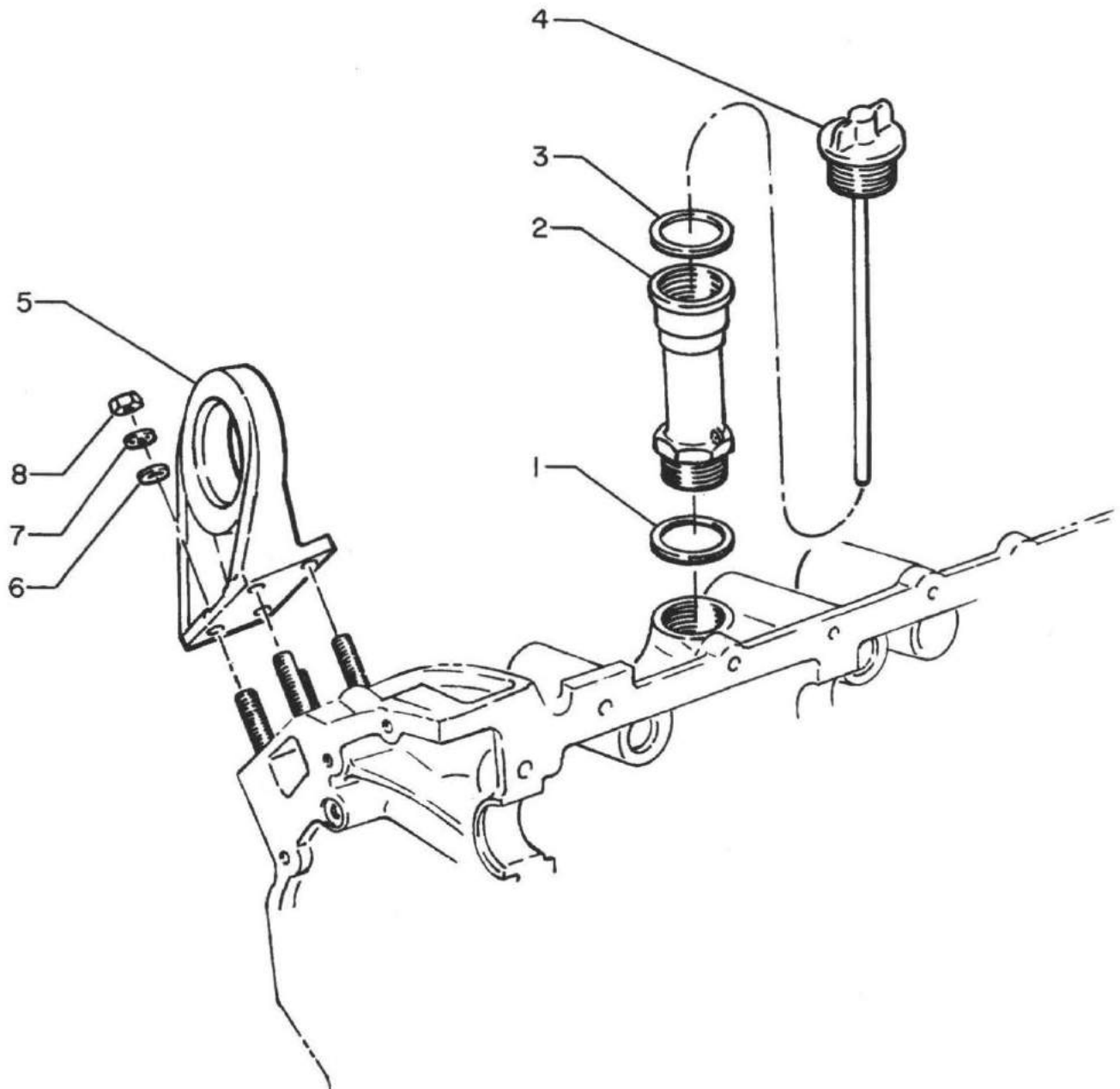


Figure 2 - Oil Level Gages and Engine Mounting Brackets



# LYCOMING IO-540 SERIES PARTS CATALOG

WIDE CYLINDER FLANGE CRANKCASE MODEL ENGINES

## CRANKCASE, CRANKSHAFT AND CAMSHAFT GROUP

### PROPELLER GOVERNOR DRIVE ASSEMBLY

FIG. REF.	PART NUMBER	DESCRIPTION	ON ALL	QUANTITY PER ASSEMBLY															
				CAB5	DAAS	GIDS	KIAS	KIASD	KIB5	KID5	KIE5	KIF5	KIFS5D	KIG5	KIG5D	KIJ5	KIJ5D	SIAS	TAS5
4																			
1	LW-10442	GEAR, Propeller governor drive	1																
2	LW-14021	SHAFT, Propeller governor idler gear	1																
3	LW-10541	GEAR ASSY., Propeller governor idler	1																
4	77872	BUSHING, Propeller governor idler gear	2																
5	STD-19	DOWEL, 3/32 dia. x 7/32 long	1																
6	STD-798	DOWEL, 3/32 dia. x 9/32 long	1																
7	73249	WASHER, Thrust	1																
	73250	WASHER, Thrust	un																
	73251	WASHER, Thrust	un																
	73252	WASHER, Thrust	un																
8	AN565B1032H5	SET SCREW, No. 10-32 x 5/16 long	1																
9	70455	GASKET, 25/32 ID x 1-1/8 OD x 1/16 thick	1																
10	LW-13896	PLUG, 3/4-16 Hex hd.	1																
11	72053	GASKET, Governor	1																
12	72378	COVER, Governor drive	1																
13	STD-35	WASHER, 5/16 plain	un																
14	STD-475	WASHER, 5/16 lock	4																
15	STD-1410	NUT, 5/16-18 plain	4																

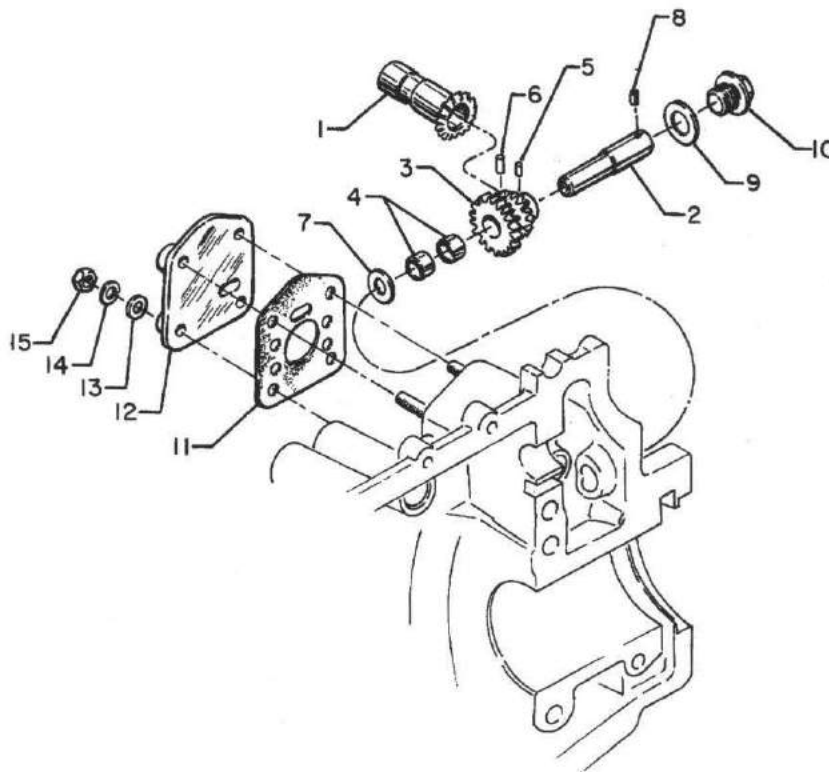


Figure 4.

CRANKCASE, CRANKSHAFT AND CAMSHAFT GROUP

CRANKSHAFT, CAMSHAFT AND RELATED PARTS

FIG. REF.	PART NUMBER	DESCRIPTION	ON ALL	QUANTITY PER ASSEMBLY															
				CAB5	DAA5	GID5	KIA5	KIA5D	KIB5	KID5	KIE5	KIF5	KIF5D	KIG5	KIG5D	KIJ5	KIJ5D	SLA5	TA45D
1	75079	CRANKSHAFT AND COUNTERWEIGHT					1												
	75040	CRANKSHAFT AND COUNTERWEIGHT			1	1													
	76801	CRANKSHAFT AND COUNTERWEIGHT					1		1	1	1		1						
	LW-10844	CRANKSHAFT AND COUNTERWEIGHT									1				1		1		
	LW-11943	CRANKSHAFT AND COUNTERWEIGHT										1				1			
	LW-12583	CRANKSHAFT AND COUNTERWEIGHT						1						1					
	LW-12562	CRANKSHAFT AND COUNTERWEIGHT															1	1	
2	75078	CRANKSHAFT ASSY.					1												
	75039	CRANKSHAFT ASSY.			1	1													
	76799	CRANKSHAFT ASSY.					1		1	1	1		1						
	LW-10843	CRANKSHAFT ASSY.									1				1		1		
	LW-11942	CRANKSHAFT ASSY.										1				1			
	LW-12582	CRANKSHAFT ASSY.						1						1					
	LW-12561	CRANKSHAFT ASSY.																1	1
3	STD-1211	PLUG, 2.00 dia. expansion	1																
4	73810	BUSHING, Crankshaft counterweight	4																
5	71640	PLUG, 1-3/8 dia.			1	1	1											1	1
	60945	PLUG, 1-1/4 dia.					1	1	1	1	1	1	1	1	1	1	1	1	1
6	72062	BUSHING, Propeller flange - long		4	4	4												4	4
7	72061	BUSHING, Propeller flange - short		1	1	1												1	1
8	72060	BUSHING, Propeller flange - indexing		1	1													1	1
	72074	BUSHING, Propeller flange - indexing				1													
9	75656	BUSHING, Propeller flange - long					4	4	4	4	4	4	4	4	4	4	4	4	4
10	72155	BUSHING, Propeller flange - short					1	1	1	1	1	1	1	1	1	1	1	1	1
11	75657	BUSHING, Propeller flange - indexing					1	1	1	1	1			1	1				
	79024	BUSHING, Propeller flange - indexing									1	1				1	1	1	
12	STD-1065	DOWEL, Stepped 5/16 x 1/4 dia. x 1/2 long			1	1	1	1		1	1	1	1		1	1	1		
	STD-2078	DOWEL, 3/8 OD x 1/2 long							1				1		1	1	1	1	1
13	72801	COUNTERWEIGHT ASSY.		2	2	2												2	2
	73644	COUNTERWEIGHT ASSY.					2	2	2	2	2	2	2	2	2	2	2	2	2
14	71903	BUSHING, Dynamic counterweight	8																
15	72797	ROLLER, Dynamic counterweight		2	2	2												2	2
	76788	ROLLER, Dynamic counterweight					2	2	2	2	2	2	2	2	2	2	2	2	2
16	72965	ROLLER, Dynamic counterweight		2	2	2												2	2
	76787	ROLLER, Dynamic counterweight					2	2	2	2	2	2	2	2	2	2	2	2	2
17	LW-14820	RING, Internal retaining	8																
18	71907	WASHER, Dynamic counterweight	8																
19	67514	GEAR, Crankshaft		1	1	1	1		1	1		1		1					
	76786	GEAR, Crankshaft									1						1		
	LW-10284	GEAR, Crankshaft						1				1		1		1		1	1
20	67516	LOCKPLATE, Crankshaft gear		1	1	1	1		1	1	1	1		1		1		1	1
	LW-10332	LOCKPLATE, Crankshaft gear					1					1		1		1		1	1
21	STD-1937	SCREW, 5/16-24 x 1-3/4 long		1	1	1	1		1	1	1	1		1		1		1	1
	AN8-14A	BOLT, 1/2-20 x 1-19/32 long					1					1		1		1		1	1
22	76148	CAMSHAFT	1																
23	75030	SUPPORT ASSY., Starter ring gear									1	1			1	1			
	77579	SUPPORT ASSY., Starter ring gear		1	1	1	1		1	1			1	1		1	1	1	1
	72245	SUPPORT ASSY., Starter ring gear						1							1				
24	72566	GEAR, Starter ring 12/14 pitch	1																

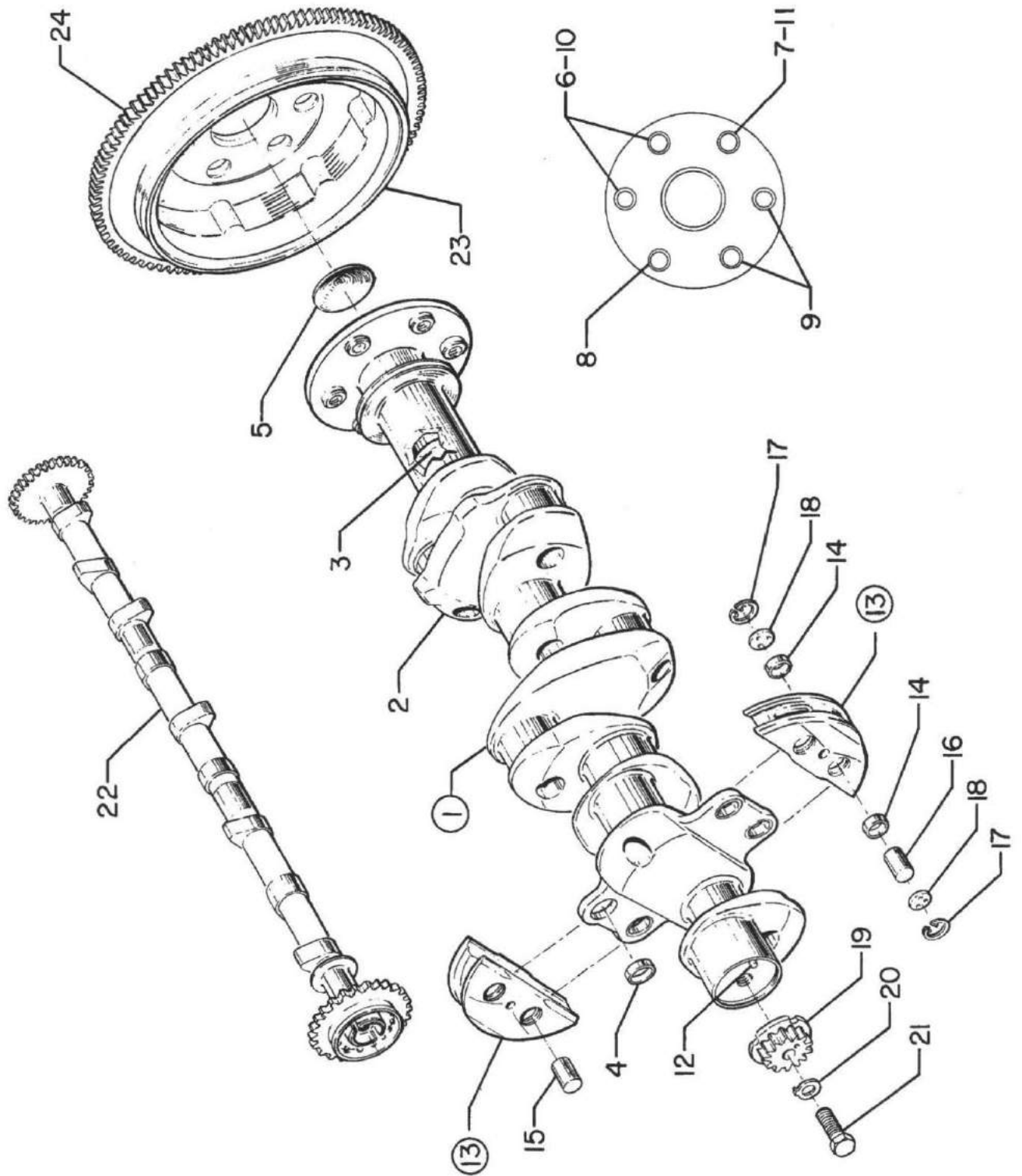


Figure 5 - Crankshaft, Camshaft and Related Parts



CRANKCASE, CRANKSHAFT AND CAMSHAFT GROUP

CRANKSHAFT IDLER GEARS AND TACHOMETER DRIVE

FIG. REF.	PART NUMBER	DESCRIPTION	ON ALL	QUANTITY PER ASSEMBLY														
				CAB	DAAS	GIDS	KIAS	KIASD	KIBS	KIDS	KIES	KIFS	KIGS	KIGSD	KIJS	KIJD	SIAS	TAASD
1	71652	GEAR ASSY., Crankshaft idler (pump cam)				1	1							1	1			
2	71668	GEAR ASSY., Crankshaft idler plain			1	1	2	2	2	2	2	2	1	1	2			
3	67530	BUSHING, Crankshaft idler gear			2	2	2	2	2	2	2	2	2	2	2			
4	LW-10290	GEAR ASSY., Crankshaft idler (pump cam)												1	1	1	1	
	LW-10292	GEAR ASSY., Crankshaft idler plain						1			1							
5	LW-10297	GEAR ASSY., Crankshaft idler (heavy)						1			1	1	1	1	1	1	1	
6	LW-10324	GEAR ASSY., Fuel pump idler						1			1							
7	LW-13795	SHAFT, Crankshaft idler gear			2	2	2	2	2	2	2	2	2	2	2			
8	STD-2167	SCREW, 5/16-18 x 7/8 long, dr. hd.			3	3	3	3	3	3	3	3	3	3	3			
9	STD-2168	NUT, 5/16-18 NC-3 Slotted shear			1	1	1	1	1	1	1	1	1	1	1			
10	76155	SHAFT ASSY., Tachometer	1															
11	78368	PIN, 3/16 x 2-5/16 long	1															
12	76118	SPACER, Tachometer shaft centering	1															
13	MS16625-1081	RING, Internal retaining	1															
14	61544	PLUNGER, Fuel pump long			1	1							1	1	1	1	1	1

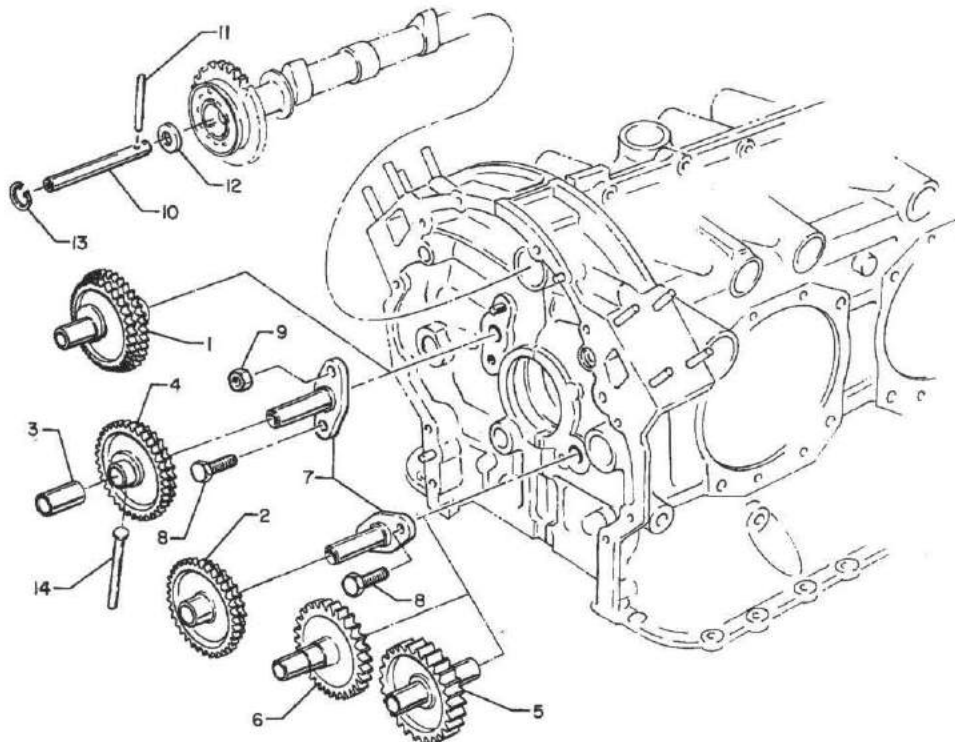


Figure 6.

CRANKCASE, CRANKSHAFT AND CAMSHAFT GROUP

CRANKCASE ATTACHING PARTS

FIG. REF.	PART NUMBER	DESCRIPTION	ON ALL	QUANTITY PER ASSEMBLY																				
				CABS	DAAS	GDS	KIAS	KIASD	KIBS	KIBS	KIES	KIES	KIFS	KIFS	KIGS	KIGS	KIJS	KIJS	SIAS	SIAS	TAAS	TAAS	TABS	TABS
1	STD-1414	BOLT, 1/4-20 x 1-1/2 long			7	7	7	11	11	11	11	7	11	11	11	11	11	11	11	11	7	7		
2	STD-1931	BOLT, 1/4-20 x 1-7/8 long			1	1	1					1										1	1	
3	STD-1646	BOLT, 1/4-20 x 2.00 long			2	2	2					2										2	2	
4	STD-8	WASHER, 1/4 plain			25	25	25	27	27	27	27	25	27	27	27	27	27	27	27	27	27	25	25	
5	60803	STRAP, Lifting	2																					
6	STD-2084	BOLT, 1/4-20 x 1-3/4 long			1	1	1	2	2	2	2	1	2	2	2	2	2	2	2	2	2	1	1	
7	STD-1419	BOLT, 1/4-20 x 1-1/8 long	4																					
8	STD-160	WASHER, 1/4 internal lock	16																					
9	STD-1411	NUT, 1/4-20 plain	12																					
10	STD-1416	BOLT, 1/4-20 x 1-1/2 long, dr. end	6																					
11	STD-8	WASHER, 1/4 plain (Max. 18)	un																					
12	STD-1409	NUT, 1/4-20 Slotted shear	6																					
13	STD-33	WASHER, 3/8 plain	1																					
14	STD-872	NUT, 3/8-24 Slotted shear	1																					
15	AN6-34A	BOLT, 3/8-24 x 3-37/64 long	1																					
16	STD-33	WASHER, 3/8 plain			3	3	3	4	4	3	3	3	3	3	4	4	3	3	3	3	3	3	3	3
17	STD-678	WASHER, 3/8 lock			2	2	2			2	2	2	2	2			2	2	2	2	2	2	2	2
18	STD-596	NUT, 3/8-24 plain			2	2	2			2	2	2	2	2			2	2	2	2	2	2	2	2
19	LW-11866*	SPACER NUT, Compressor					2	2						2	2									
20	76220	STUD, 1/2-20 x 10-45/64 long	8																					

NOTE

\* Install at front main bearing holes on right crankcase side.

Two STD-8 washers and one STD-1931 bolt assembled in rear top hole in crankcase.

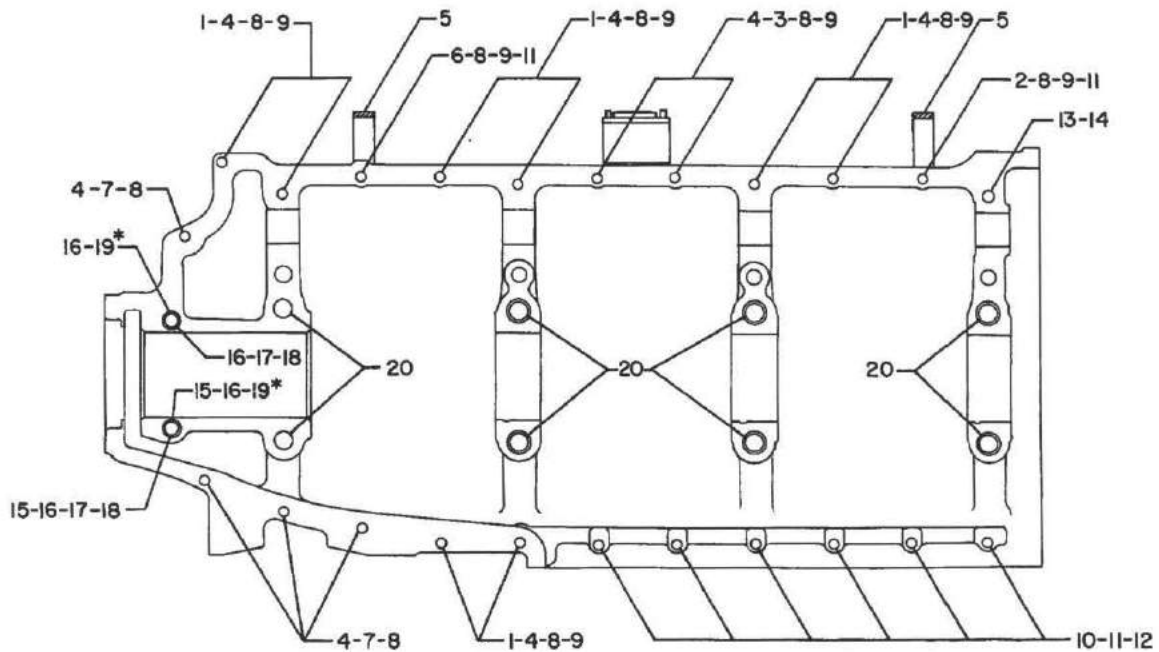


Figure 7.





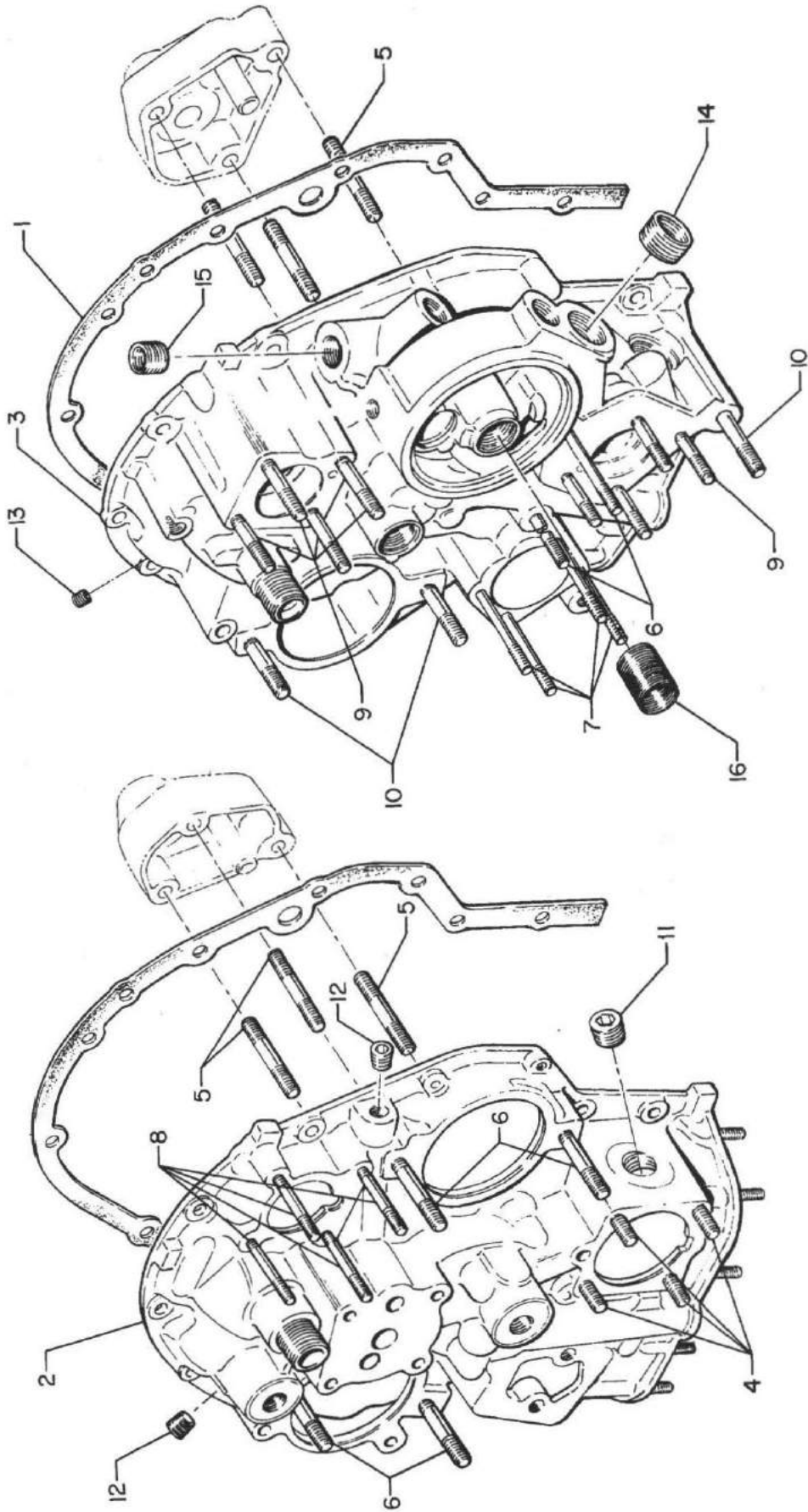


Figure 8 - Accessory Housing Assembly

ACCESSORY HOUSING AND RELATED PARTS

OIL PUMP ASSEMBLY AND ACCESSORY HOUSING ATTACHING PARTS

FIG. REF.	PART NUMBER	DESCRIPTION	ON ALL	QUANTITY PER ASSEMBLY															
				CAB5	DA45	G1D5	K1A5	K1A5D	K1B5	K1D5	K1E5	K1E5D	K1G5	K1G5D	K1J5	K1J5D	S1A5	T4A5D	T4B5D
1	78528	BODY ASSY., Oil Pump				1	1	1	1	1	1	1	1	1					
2	STD-1339	PLUG, 1/16-27 NPT				1	1	1	1	1	1	1	1	1					
3	LW-13775	IMPELLER ASSY., Oil pump driven				1	1	1	1	1	1	1	1	1					
4	60746	IMPELLER, Oil pump drive				1	1	1	1	1	1	1	1	1					
5	74641	SHAFT, Oil pump drive				1	1	1	1	1	1	1	1	1					
6	75287	BODY ASSY., Oil pump									1						1		
7	STD-1339	PLUG, 1/16-27 NPT									1						1		
8	61297	IMPELLER, Oil pump driving									1						1		
9	61298	IMPELLER, Oil pump driven									1						1		
10	76784	SHAFT, Oil pump drive									1						1		
11	LW-10344	BODY ASSY., Oil pump						1				1	1	1	1	1	1	1	
12	61297	IMPELLER, Oil pump driving						1				1	1	1	1	1	1	1	
13	61298	IMPELLER, Oil pump driven						1				1	1	1	1	1	1	1	
14	LW-10318	GEAR ASSY., Oil pump drive						1				1	1	1	1	1	1	1	
15	STD-35	WASHER, 5/16 plain	3																
16	STD-1420	NUT, 5/16-18 Slotted shear	3																
17	LW-14260	SEAL, Tachometer drive oil	1																
18	STD-8	WASHER, 1/4 plain				10	10	10	10	12	10	10	10	10	12	10	12	10	12
19	STD-160	WASHER, 1/4 lock				12	12	12	12	12	12	12	12	12	12	12	12	12	12
20	STD-1204	BOLT, 1/4-20 x 15/16 long				9	9	9	9	9	9	9	9	9	9	9	9	9	9
21	STD-1419	BOLT, 1/4-20 x 1-1/8 long				1	1	1	1	1	1	1	1	1	1	1	1	1	1
22	STD-1931	BOLT, 1/2-20 x 1-7/8 long				2	2	2	2	2	2	2	2	2	2	2	2	2	2
23	STD-1875	BOLT, 1/4-20 x 13/16 long							2			2	2	2	2	2	2	2	2
24	STD-1215	BOLT, 1/4-20 x 1-1/4 long						1				1	1	1	1	1	1	1	1

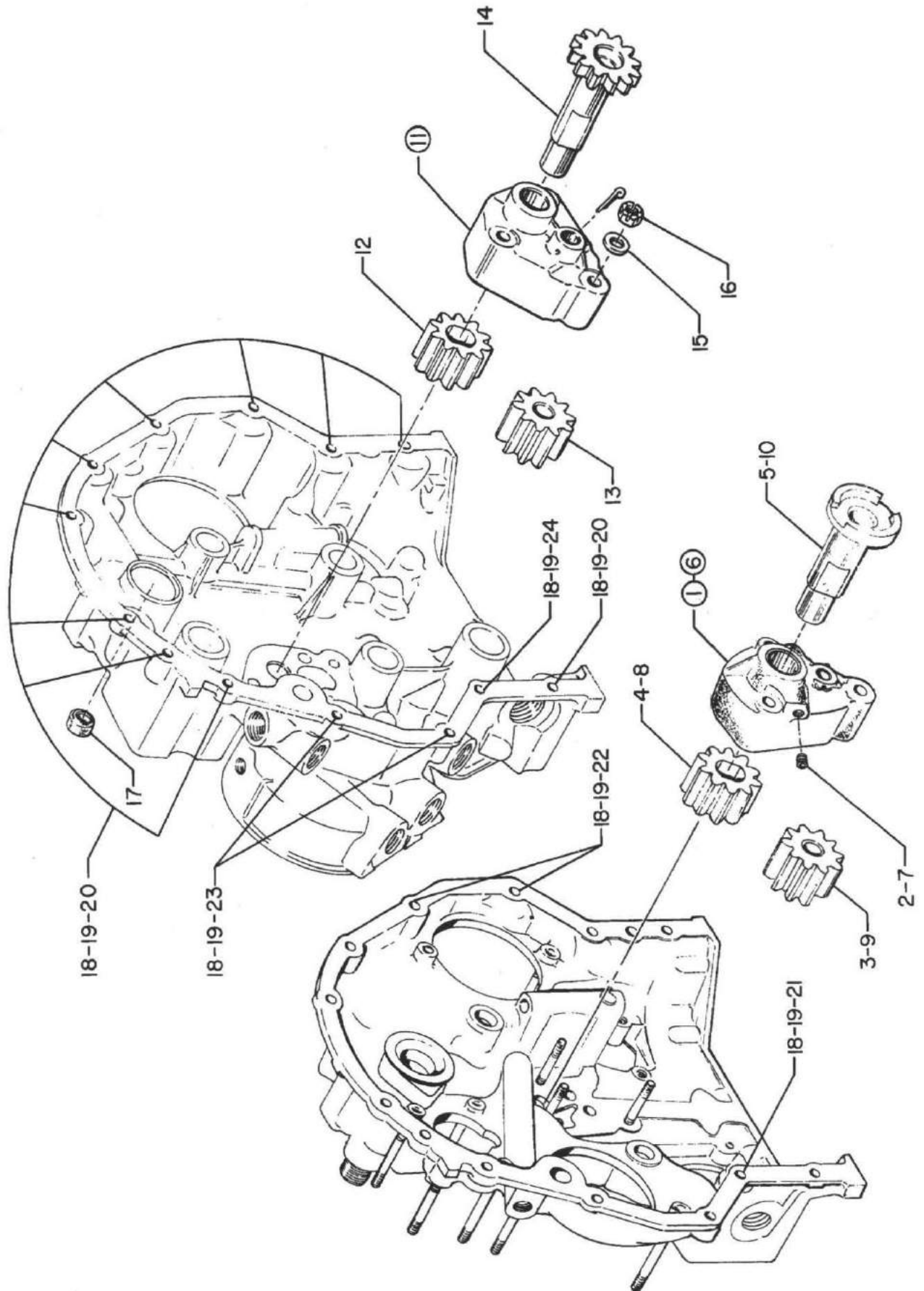


Figure 9 - Oil Pump Assembly and Accessory Housing Attaching Parts



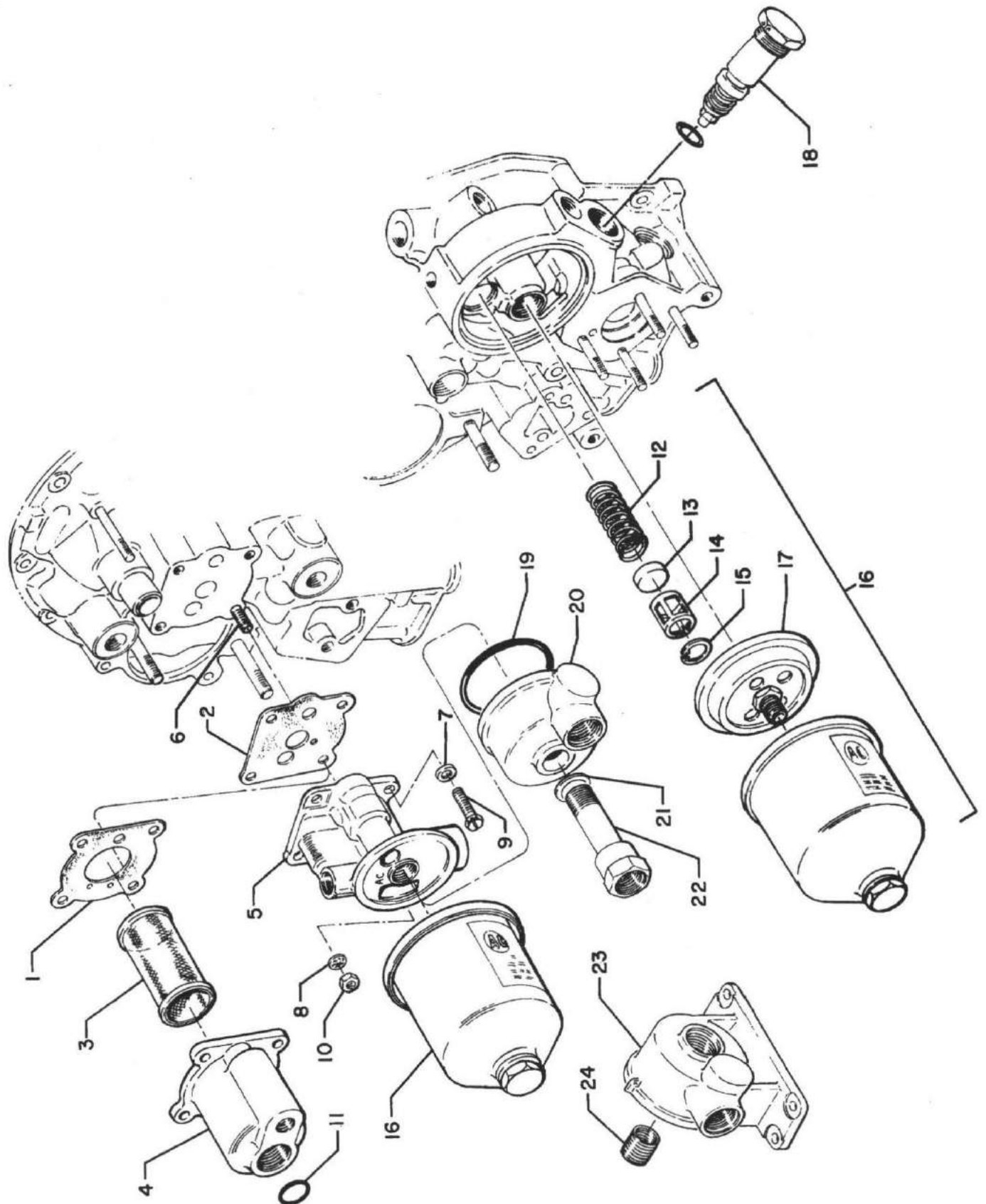


Figure 10 - Oil Filter Assembly and Oil Cooler Bypass Valve





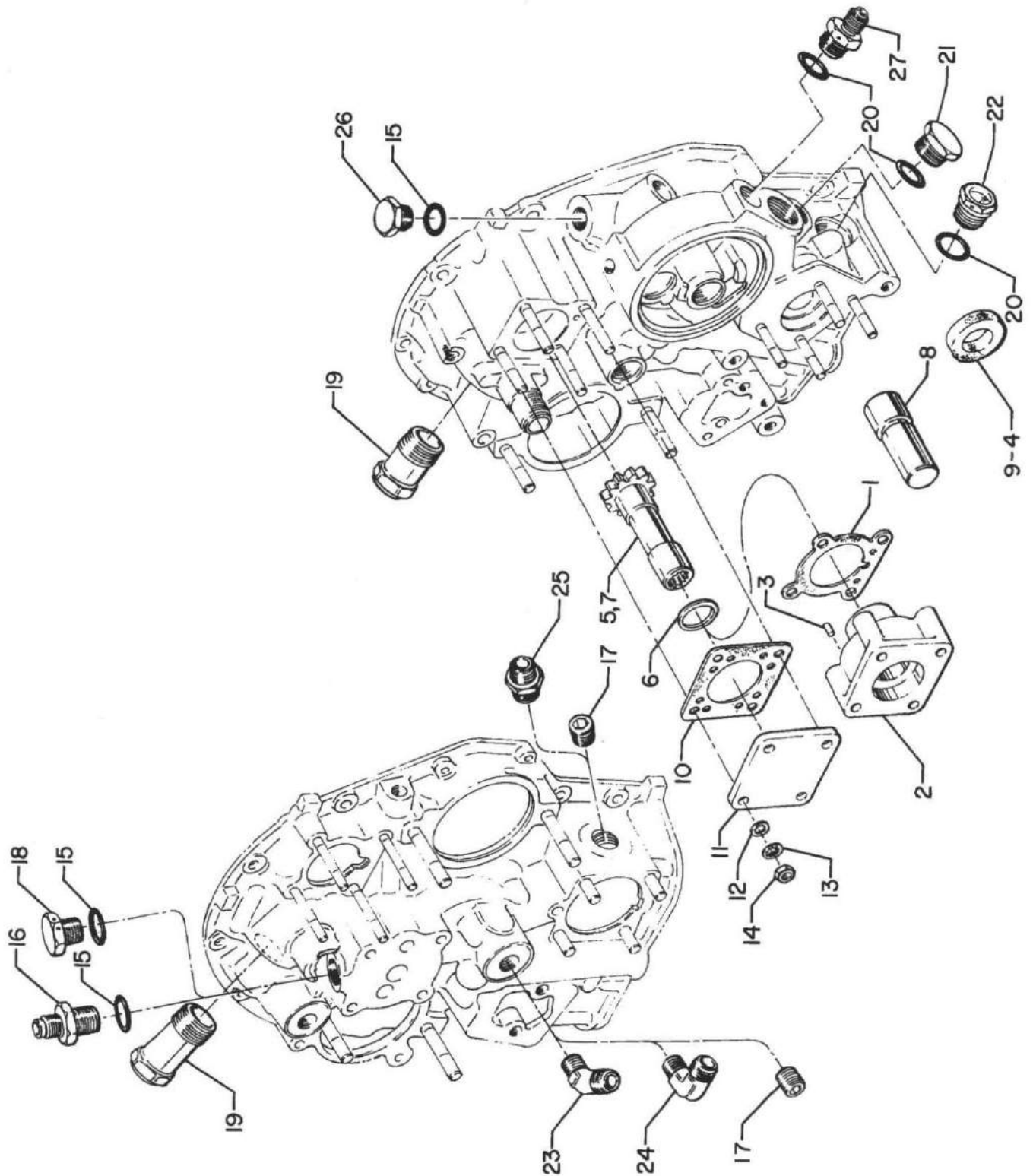


Figure 11 - Vacuum Pump Drive Oil Cooler Fittings and Breather Fittings

ACCESSORY HOUSING AND RELATED PARTS

HYDRAULIC PUMP DRIVE AND COVERS

FIG. REF.	PART NUMBER	DESCRIPTION	ON ALL	QUANTITY PER ASSEMBLY															
				CAB5	DAB5	GID5	KIAB	KIAD	KIB5	KID5	KIE5	KIF5	KIFSD	KIG5	KIGSD	KIJ5	KIJSD	SIAS	TAASD
1	69551	GASKET, Accessory drive adapter				1	1	1		1	1	1	1						
2	69106	COVER, Governor drive adapter				1	1	1		1	1	1	1						
3	72964	GEAR ASSY., Hydraulic pump driven				1	1		1	1								1	
4	71596	WASHER, Accessory drive gear				1	1		1	1								1	
5	68315	GASKET, Accessory drive gear				1	1		1	1								1	
6	71675	ADAPTER ASSY., Hydraulic pump				1	1		1	1			1	1					
	LW-10807	ADAPTER ASSY., Hydraulic pump																	1
7	STD-208	SEAL, 7/8 ID x 1-1/2 OD x 5/16 wide				1	1		1	1		1	1	1					
8	25C-12	STUD, 1/4-20 x 1-1/2 long				4	4		4	4		4	4						
	25C-32	STUD, 1/4-20 x 4.00 long																	4
9	STD-1774	PIN, 1/8 dia. x 1/4 long				1	1		1	1		1	1	1					
10	STD-35	WASHER, 5/16 plain				4	4	4	4	4	4	4	4	4	4	4	4	4	4
11	STD-475	WASHER, 5/16 lock				4	4	4	4	4	4	4	4	4	4	4	4	4	4
12	STD-1410	NUT, 5/16-18 plain				4	4	4	4	4	4	4	4	4	4	4	4	4	4
13	8313	GASKET, Hydraulic pump				1	1		1	1		1	1	1	1	1	1	1	1
14	60430	COVER, Hydraulic pump				1	1		1	1		1	1	1	1	1	1	1	1
15	STD-8	WASHER, 1/4 plain				4	4	4	4	4		4	4	4	4	4	4	4	4
16	STD-160	WASHER, 1/4 lock				4	4	4	4	4		4	4	4	4	4	4	4	4
17	STD-1411	NUT, 1/4-20 plain				4	4	4	4	4		4	4	4	4	4	4	4	4
18	LW-10806	SPACER, Hydraulic pump stud																	4
19	LW-10671	GEAR ASSY., Accessory drive											1						1
20	71596	WASHER, Accessory driven gear											1						1
21	STD-208	SEAL, Oil 7/8 ID x 1-1/2 OD x 5/16 wide											1						1
22	AN123857	"O" RING, 9/64 ID x 5/64 sect.											1						1
23	LW-10331	ADAPTER ASSY., Hydraulic pump											1						1
24	STD-1631	DOWEL, 11/64 dia. x 11/32 long											1						1
25	STD-8	WASHER, 1/4 plain											4						4
26	STD-160	WASHER, 1/4 lock											4						4
27	STD-1411	NUT, 1/4-20 plain											4						4
28	STD-35	WASHER, 5/16 plain											7						7
29	STD-475	WASHER, 5/16 lock											5						5
30	STD-1410	NUT, 5/16-18 plain											5						5
31	20415	GASKET, Hydraulic pump											1						1
32	72412	COVER, Hydraulic pump											1						1
33	STD-1828	BOLT, 5/16-18 x 1-5/16 long											2						2
34	LW-10303	PLUG, Vacuum pump drive																	1



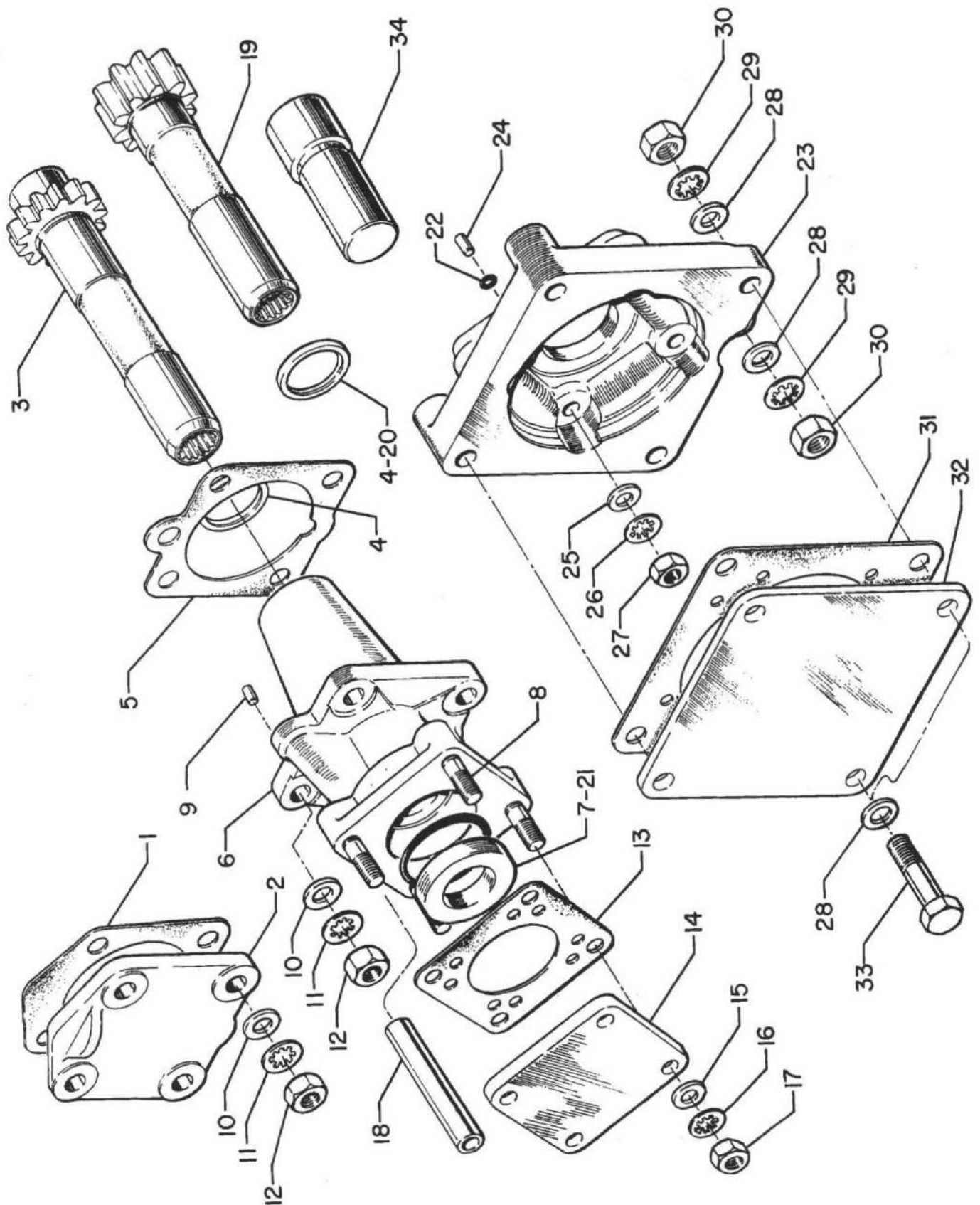


Figure 12 - Hydraulic Pump Drive and Covers



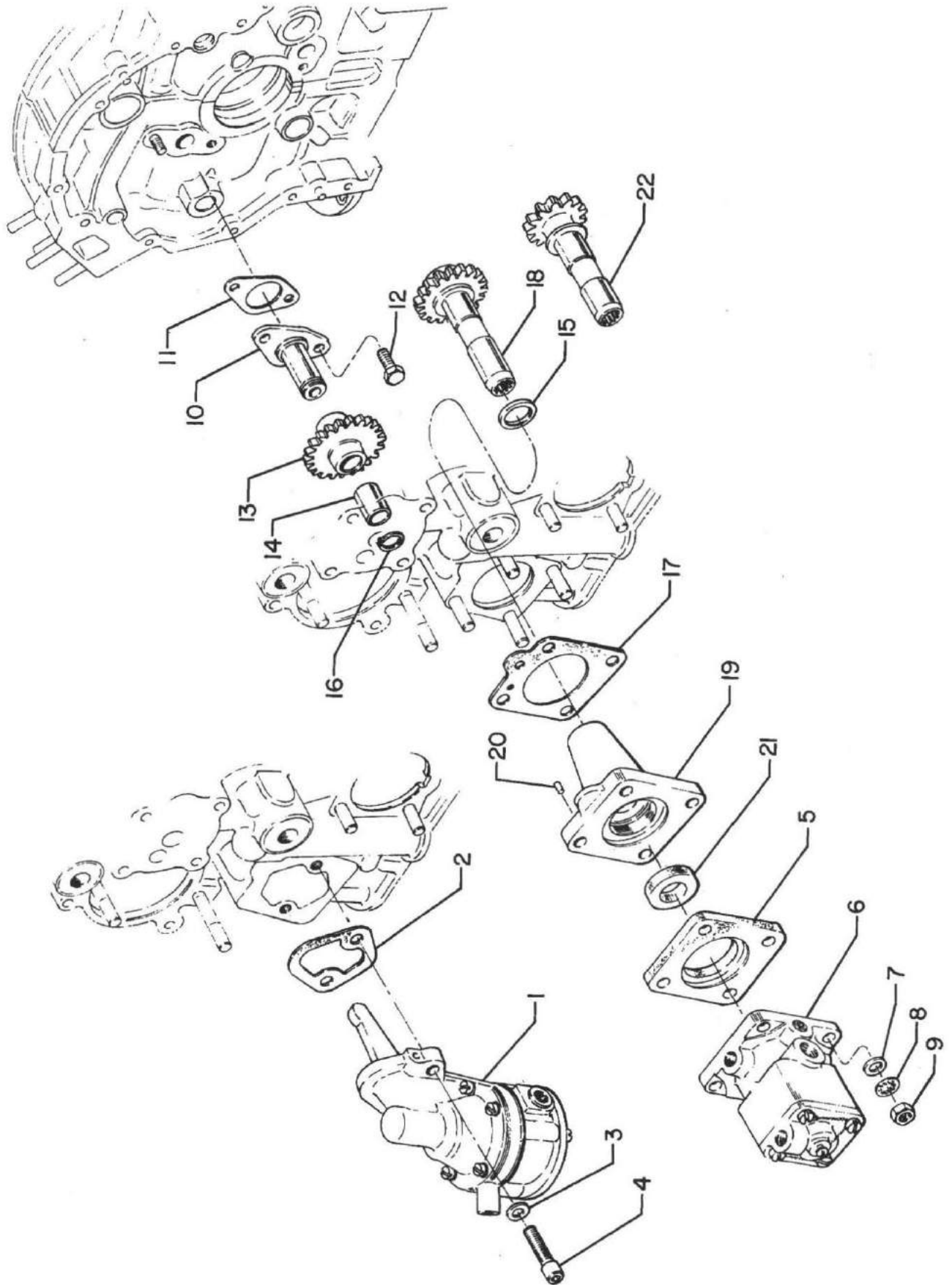


Figure 13 - Fuel Pump and Fuel Pump Drives

CYLINDER, PISTON AND VALVE TRAIN

CONNECTING ROD, PISTON AND RING ASSEMBLIES

FIG. REF.	PART NUMBER	DESCRIPTION	ON ALL	QUANTITY PER ASSEMBLY														
				CAB5	DAAS	G105	K1A5	K1A5D	K1B5	K1D5	K1E5	K1F5D	K1G5	K1J5D	K1J5	S1A5	T4A5D	T4B5D
1	LW-11750	CONNECTING ROD ASSEMBLY			6	6	6										6	6
	LW-10646	CONNECTING ROD ASSEMBLY						6	6	6	6	6	6	6	6	6	6	6
2	LW-13923	BUSHING, Connecting rod	6															
3	75061	BOLT, Connecting rod		12	12	12											12	12
	75060	BOLT, Connecting rod					12	12	12	12	12	12	12	12	12	12	12	12
4	LW-12186	NUT, Connecting rod																
		bolt	12															
5	LW-13521	BEARING, Connecting rod		12	12	12											12	12
	LW-14954	BEARING, Connecting rod					12	12	12	12	12	12	12	12	12	12	12	12
6	75089	PISTON, Compression ratio																
		8.50:1			6	6	6										6	6
	LW-10207	PISTON, Compression ratio																
		8.7:1					6	6	6	6	6	6	6	6	6	6	6	6
7	74241	RING, Piston compression	12															
8	73857	RING, Piston oil regu-																
		lating	6															
9	LW-14078	PIN, Piston	6															
10	60828	PLUG, Piston pin	12															

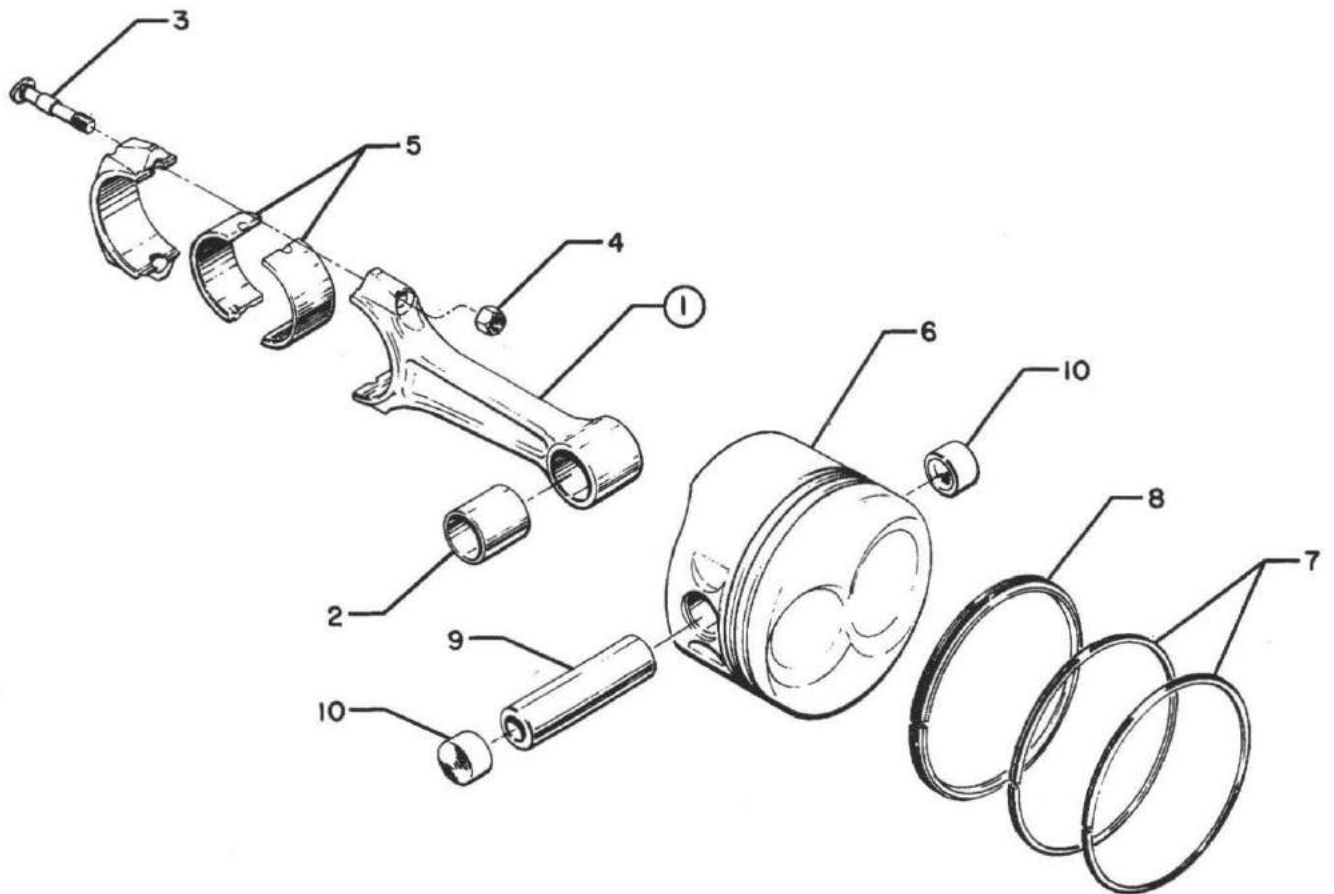


Figure 14 - Connecting Rod, Piston and Ring Assemblies

CYLINDER, PISTON AND VALVE TRAIN

CYLINDER ASSEMBLY

FIG. REF.	PART NUMBER	DESCRIPTION	ON ALL	QUANTITY PER ASSEMBLY																
				CAB	DAAS	GJDS	KJAS	KIAD	KIBS	KIDS	KIES	KIFD	KIGS	KISD	KIJS	KIJD	SIAS	TAAS	TABD	
1	LW-12427	CYLINDER AND HEAD ASSY., Nitrided				6	6											6	6	
	LW-12987	CYLINDER AND HEAD ASSY., Nitrided						6	6	6	6	6	6	6	6	6	6			
	LW-12988	CYLINDER AND HEAD ASSY., Nitrided					6				6						6			
2	72057	SEAT, Intake valve			6	6												6	6	
	LW-12688	SEAT, Intake valve				6	6	6	6	6	6	6	6	6	6	6	6	6	6	
3	72058	SEAT, Exhaust valve			6	6												6	6	
	71894	SEAT, Exhaust valve				6	6	6	6	6	6	6	6	6	6	6	6	6	6	
4	76943	GUIDE, Valve intake			6	6												6	6	
	LW-11956	GUIDE, Valve intake				6	6	6	6	6	6	6	6	6	6	6	6	6	6	
5	77160	GUIDE, Valve exhaust			6	6												6	6	
	LW-11957	GUIDE, Valve exhaust				6	6	6	6	6	6	6	6	6	6	6	6	6	6	
	LW-11958	GUIDE, Valve exhaust Ni-resist				6				6							6			
6	66796	INSERT, Spark plug - 18 - 1.5mm			12	12	12	12	12	12	12	12	12	12	12	12	12	12	12	
	69260	INSERT, Spark plug - Long reach				12				12							12			
7	STD-1872	INSERT, 1/8-27 Heli- coil NPT			12	12	6	12	12	12	12	6	12	12	12	12	12	6	12	12
8	31C-12	STUD, 5/16-18 x 1-1/2 long			12	12	12	12	12	12	12	12	12	12	12	12	12	12	12	
	31C-13	STUD, 5/16-18 x 1-5/8 long				12				12							12			
9	25C-9	STUD, 1/4-20 x 1-1/8 long			6	6												6	6	
10	25C-8	STUD, 1/4-20 x 1.00 long					24	24	24	24	24	24	24	24	24	24	24	24	24	
11	66610	BUSHING, Rocker shaft			24	24												24	24	
	66670	BUSHING, Rocker shaft				24	24	24	24	24	24	24	24	24	24	24	24	24	24	
12	MS20823-6D	ELBOW, 45° x 3/8 flared tube	6																	
13	72343	STABILIZER, Cylinder head fins - 15 teeth				6	6	6	6	6	6	6	6	6	6	6	6	6	6	
	72344	STABILIZER, Cylinder head fins - 26 teeth				6	6	6	6	6	6	6	6	6	6	6	6	6	6	



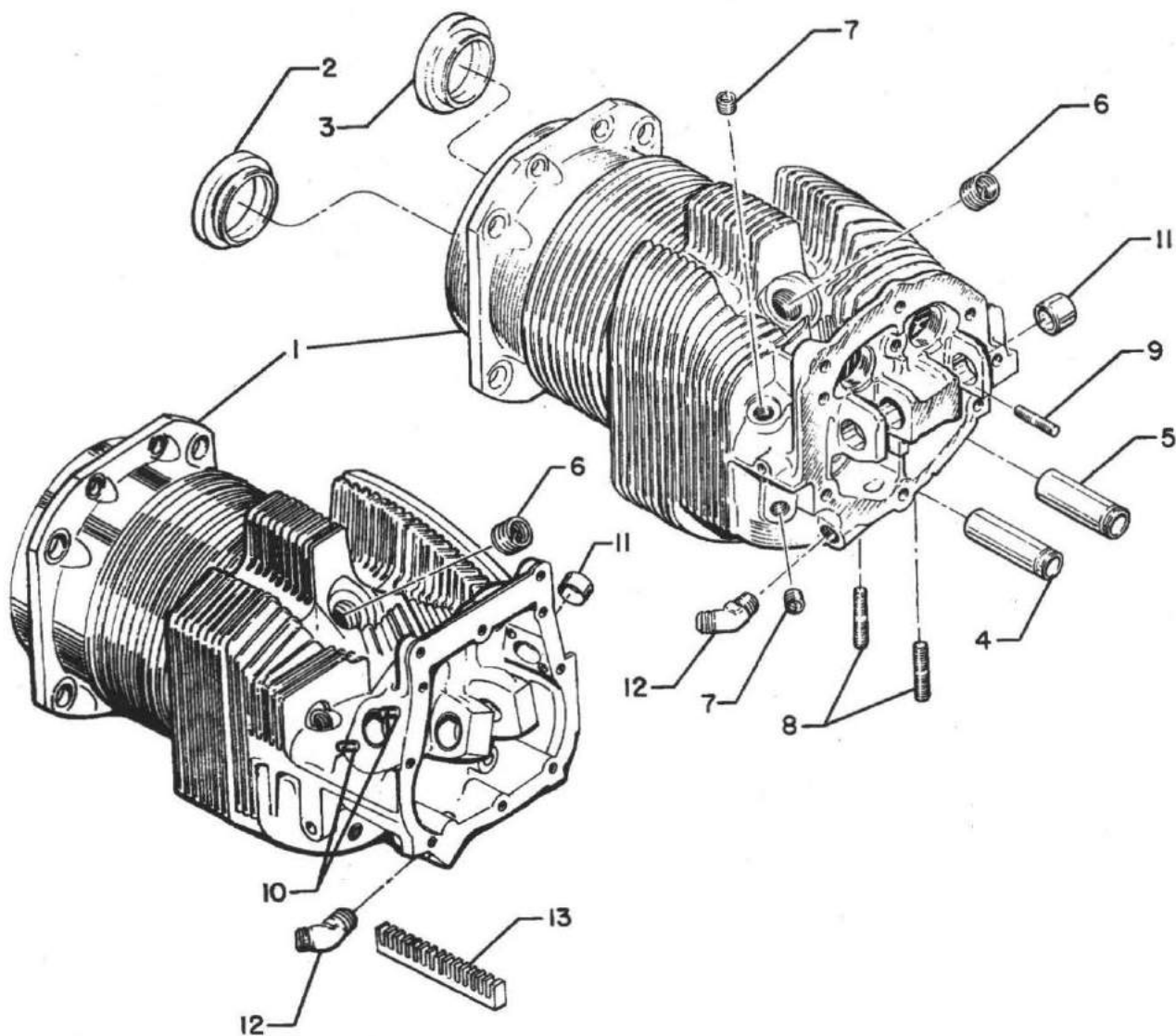


Figure 15 - Cylinder Assembly



CYLINDER, PISTON AND VALVE TRAIN

VALVE ASSEMBLY

FIG. REF.	PART NUMBER	DESCRIPTION	ON ALL	QUANTITY PER ASSEMBLY																	
				CAB5	DAA5	GD5	K1A5	K1A5D	K1B5	K1D5	K1E5	K1E5D	K1G5	K1G5D	K1J5	K1J5D	SA5	TA5D	TAB5D		
1	73938	VALVE, Intake			6	6												6	6		
	LW-13622	VALVE, Intake					6	6	6	6	6	6	6	6	6	6	6				
2	74541	VALVE, Exhaust rotator type			6	6													6	6	
	73111	VALVE, Exhaust rotator type					6	6	6	6		6	6	6	6	6					
	LW-11167	VALVE, Exhaust rotator type				6					6								6		
3	LW-11795	SPRING, Valve inner			12	12													12	12	
	LW-11797	SPRING, Valve inner				12	12	12	12	12	12	12	12	12	12	12	12				
4	LW-11800	SPRING, Valve outer			12	12													12	12	
	LW-11796	SPRING, Valve outer				12	12	12	12	12	12	12	12	12	12	12	12				
5	65441	SEAT, Valve spring lower intake			6	6													6	6	
	LW-13321	SEAT, Valve spring lower intake					6	6	6	6	6	6	6	6	6	6	6				
6	LW-10077	SEAT, Valve spring upper intake			6	6														6	6
	69532	SEAT, Valve spring upper intake					6	6	6	6	6	6	6	6	6	6	6				
7	LW-13323	SEAT, Valve spring lower exhaust			6	6														6	6
	LW-13322	SEAT, Valve spring lower exhaust					6	6	6	6	6	6	6	6	6	6	6				
8	LW-10076	SEAT, Valve spring upper exhaust	6																		
9	60009	KEY, Valve intake			12	12													12	12	
	72050	KEY, Valve intake					12	12	12	12	12	12	12	12	12	12	12				
10	62388	CAP, Valve stem					6	6	6	6	6	6	6	6	6	6	6				
11	MS13997-3	KEY, Valve exhaust	12																		
12	MS13998-3	CAP, Valve stem exhaust (rotator)	6																		
13	78290	PLUNGER ASSEMBLY, Hydraulic tappet	12																		
14	78524	SOCKET, Push rod hydraulic tappet	12																		
15	LW-11485	TUBE, Push rod shroud			12	12													12	12	
	72255	SHROUD TUBE ASSY., Push rod					12	12	12	12	12	12	12	12	12	12	12				
16	LW-14995	SPRING, Shroud tube			6	6														6	6
	LW-13077	SPRING, Shroud tube					24	24	24	24	24	24	24	24	24	24	24				
17	LW-12272	LOCKPLATE, Shroud tube			6	6														6	6
18	STD-1411	NUT, 1/4-20 plain			6	6														6	6
19	66728	WASHER, 3/4 ID x 1-1/4 OD x 1/32 (Max. 24)					24	24	24	24	24	24	24	24	24	24	24				
20	61503	SLEEVE, Shroud tube seal					12	12	12	12	12	12	12	12	12	12	12				
21	70310	SEAL, Shroud tube			12	12														12	12
22	62922	SEAL, Shroud tube			12	12	24	24	24	24	24	24	24	24	24	24	24				

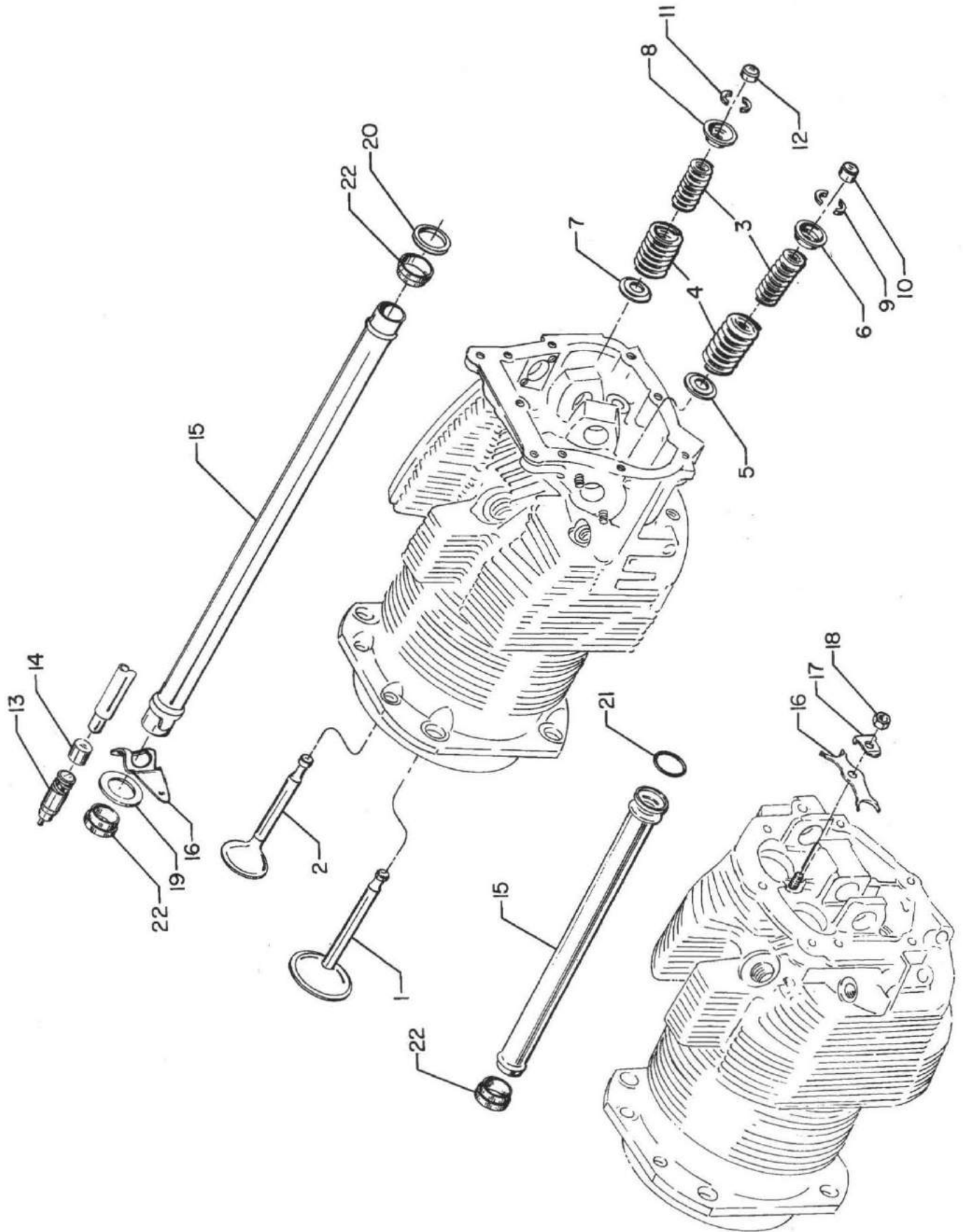


Figure 16 - Valve Assembly

CYLINDER, PISTON AND VALVE TRAIN

CYLINDER RELATED PARTS

FIG. REF.	PART NUMBER	DESCRIPTION	ON ALL	QUANTITY PER ASSEMBLY																			
				C/BS	D/AS	D/DS	F/AS	F/ASD	K/BS	K/DS	K/ES	K/ES	K/ESD	K/OS	K/OSD	K/JS	K/JS	S/AS	T/AS	T/ASD	T/BS	T/BSD	
1	73434	ROD ASSEMBLY, Push		un	un																un	un	
	73435	ROD ASSEMBLY, Push		un	un																	un	un
	73436	ROD ASSEMBLY, Push		un	un																	un	un
	73455	ROD ASSEMBLY, Push				un	un	un	un	un	un	un	un	un	un	un	un	un	un	un	un		
	73456	ROD ASSEMBLY, Push				un	un	un	un	un	un	un	un	un	un	un	un	un	un	un	un		
	73457	ROD ASSEMBLY, Push				un	un	un	un	un	un	un	un	un	un	un	un	un	un	un	un		
	73458	ROD ASSEMBLY, Push				un	un	un	un	un	un	un	un	un	un	un	un	un	un	un	un		
2	69444	ROCKER ASSEMBLY, Valve intake		6	6																6	6	
3	60398	BUSHING, Valve rocker intake		6	6																6	6	
4	67113	ROCKER ASSEMBLY, Valve intake				6	6	6	6	6	6	6	6	6	6	6	6	6	6	6			
5	67114	BUSHING, Valve rocker intake				6	6	6	6	6	6	6	6	6	6	6	6	6	6	6			
6	74636	ROCKER ASSEMBLY, Exhaust valve		6	6																6	6	
7	74637	BUSHING, Valve rocker exhaust		6	6																6	6	
8	67112	ROCKER ASSEMBLY, Exhaust valve				6	6	6	6	6	6	6	6	6	6	6	6	6	6	6			
9	67114	BUSHING, Valve rocker exhaust				6	6	6	6	6	6	6	6	6	6	6	6	6	6	6			
10	71549	WASHER, Valve rocker				12	12	12	12	12	12	12	12	12	12	12	12	12	12	12			
11	72626	SHAFT, Valve rocker				12	12	12	12	12	12	12	12	12	12	12	12	12	12	12			
12	LW-13790	SHAFT, Valve rocker		6	6																6	6	
13	LW-12892	THRUST BUTTON, Rocker shaft		12	12																12	12	
14	66732	GASKET, Valve rocker shaft cover				12	12	12	12	12	12	12	12	12	12	12	12	12	12	12			
15	66731	COVER, Valve rocker shaft				12	12	12	12	12	12	12	12	12	12	12	12	12	12	12			
16	STD-160	WASHER, 1/4 lock				24	24	24	24	24	24	24	24	24	24	24	24	24	24	24			
17	STD-1411	NUT, 1/4-20 plain				24	24	24	24	24	24	24	24	24	24	24	24	24	24	24			
18	75906	GASKET, Rocker box cover		6	6																6	6	
	67193	GASKET, Rocker box cover				6	6	6	6	6	6	6	6	6	6	6	6	6	6	6			
19	61247	COVER, Rocker box		6	6																6	6	
	68795	COVER ASSY., Rocker box				6	6	6	6	6	6	6	6	6	6	6	6	6	6	6			
20	STD-1925	SCREW, 1/4-20 x 5/8 self-locking		36	36	48	48	48	48	48	48	48	48	48	48	48	48	48	48	48	36	36	
21	74494	PLATE, Spark plug reach caution				6	6	6	6	6	6	6	6	6	6	6	6	6	6	6			
22	71481	RING, Oil seal	6																				
23	77906	SPACER, 1/2 ID x 7/8 OD x 1/8 thick	2																				
24	74887	SPACER, 1/2 ID x 7/8 OD x 3/8 thick	2																				
25	383-B	NUT, 3/8-24 plain	24																				
26	STD-2090	NUT, 1/2-20 plain	28																				
27	65321	GASKET, Exhaust flange		6	6																6	6	
	75118	GASKET, Exhaust flange				12	12	12	12	12	12	12	12	12	12	12	12	12	12	12			
28	61260	EXHAUST Flange		6	6																6		
	67195	EXHAUST Flange				6	6	6	6	6	6	6	6	6	6	6	6	6	6	6			
29	STD-35	WASHER, 5/16 plain	12																				
30	STD-475	WASHER, 5/16 lock	12																				
31	STD-1410	NUT, 5/16-18 plain	12																				
	STD-2043	NUT, 5/16-18 self-locking	12																				

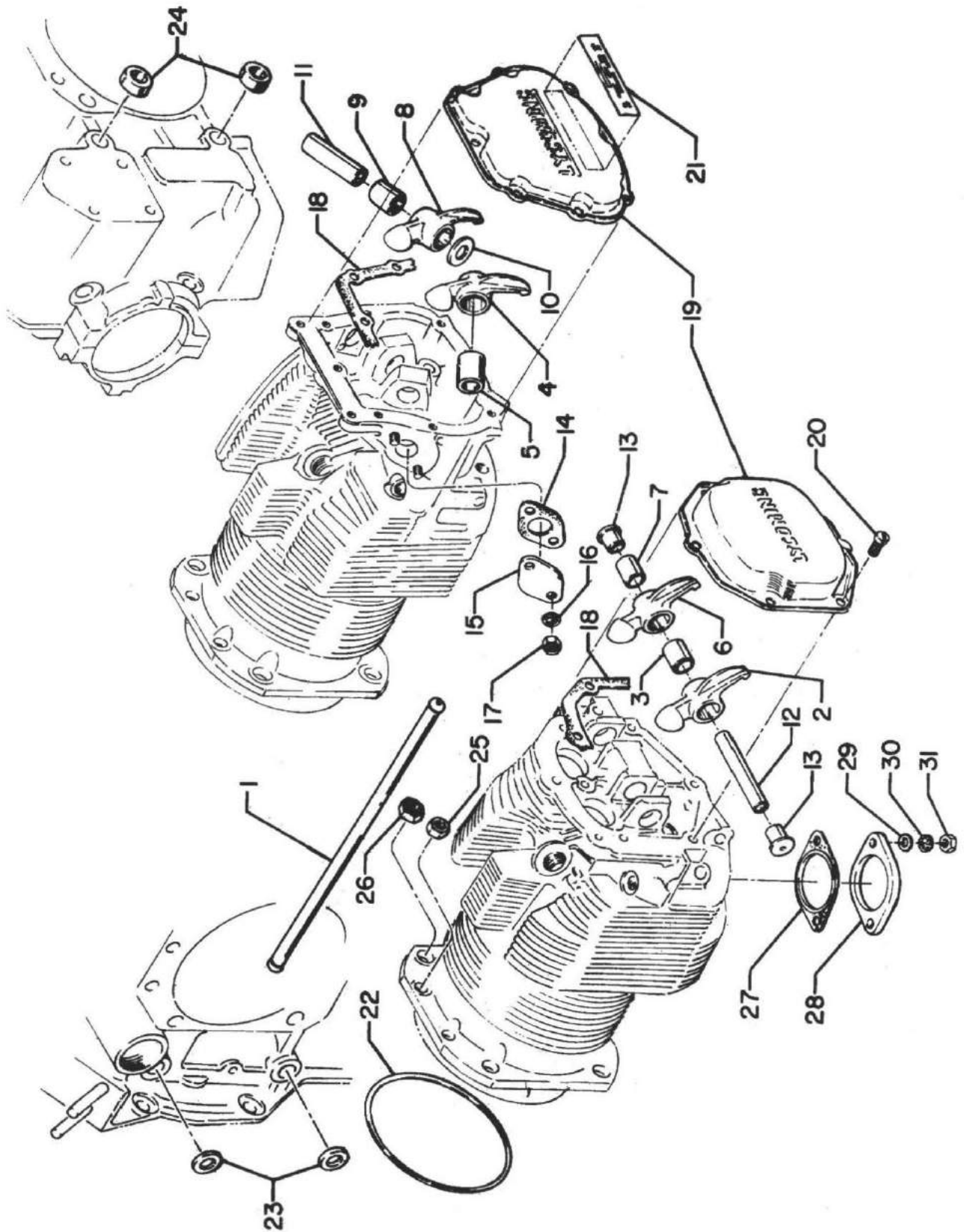


Figure 17 - Cylinder Related Parts



CYLINDER, PISTON AND VALVE TRAIN

CYLINDER HEAD DRAIN TUBES AND INTERCYLINDER COOLING BAFFLES

FIG. REF.	PART NUMBER	DESCRIPTION	ON ALL	QUANTITY PER ASSEMBLY																		
				C/BS	D/AS	D/DS	K/AS	K/ASD	K/BS	K/DS	K/ES	K/ES	K/ESD	K/OS	K/OSD	K/JS	K/JS	S/AS	T/AS	T/ASD	T/BS	T/BSD
1	STD-684	NIPPLE, Straight 3/8 ID Hose	6																			
2	STD-1821	HOSE, 3/8 ID x 2-1/2 long			6	6															6	6
	STD-2180	HOSE, 3/8 ID x 1-13/16 long					6	6	6	6	6	6	6	6	6	6	6	6	6	6	6	6
3	LW-15592-5-05	CLAMP, Hose	12																			
4	68759	TUBE ASSY., No. 1 Cylinder head oil drain			1	1															1	1
	71737	TUBE ASSY., No. 2 Cylinder head oil drain			1	1															1	1
	68761	TUBE ASSY., No. 3,4,5,6 Cylinder head oil drain			4	4															4	4
	72702	TUBE ASSY., No. 1 Cylinder head oil drain					1	1	1	1	1	1	1	1	1	1	1	1	1	1	1	1
	72703	TUBE ASSY., No. 2 Cylinder head oil drain					1	1	1	1	1	1	1	1	1	1	1	1	1	1	1	1
	73027	TUBE ASSY., No. 3,4,5,6 Cylinder head oil drain					4	4	4	4	4	4	4	4	4	4	4	4	4	4	4	4
5	75339	BAFFLE ASSY., Intercylinder cooling			3	3															4	4
	73975	BAFFLE ASSY., Intercylinder cooling			1	1																
	75338	BAFFLE ASSY., Intercylinder cooling					4	4	4	4	4	4	4	4	4	4	4	4	4	4		
	LW-10610	BAFFLE AND CLIP ASSY., Cyls. No. 1 & 6										2					2				2	
	LW-10611	BAFFLE AND CLIP ASSY., Cyls. No. 2 & 5										2					2				2	
	74718	BAFFLE ASSY., Intercylinder										4					4				4	
6	LW-10608	CLIP, Intercylinder baffle										8					8				8	
7	LW-10609	RIVET, Baffle clip										8					8				8	
8	71611	RETAINER, Intercylinder baffle	4																			
9	71610	HOOK, Intercylinder baffle	4																			
10	72834	COVER, Baffle ignition hole					4	4	4	4	4	4	4	4	4	4	4	4	4	4	4	4
11	STD-692	SCREW, No. 10-32 x 1/2 long					8	8	8	8	8	8	8	8	8	8	8	8	8	8	8	8
12	STD-670	NUT, No. 10-32 self-locking					8	8	8	8	8	8	8	8	8	8	8	8	8	8	8	8
13	65614	PLUG, Baffle attaching					4			4	4	4					4	4	4			
14	STD-251	WASHER, No. 10 lock					4			4	4	4					4	4	4			
15	STD-1686	SCREW, No. 10-32 x 7/16 long					4			4	4	4					4	4	4			
16	AN931-12S17	GROMMET, 3/4 ID x 1-3/8 OD x 3/8 thick																			1	1

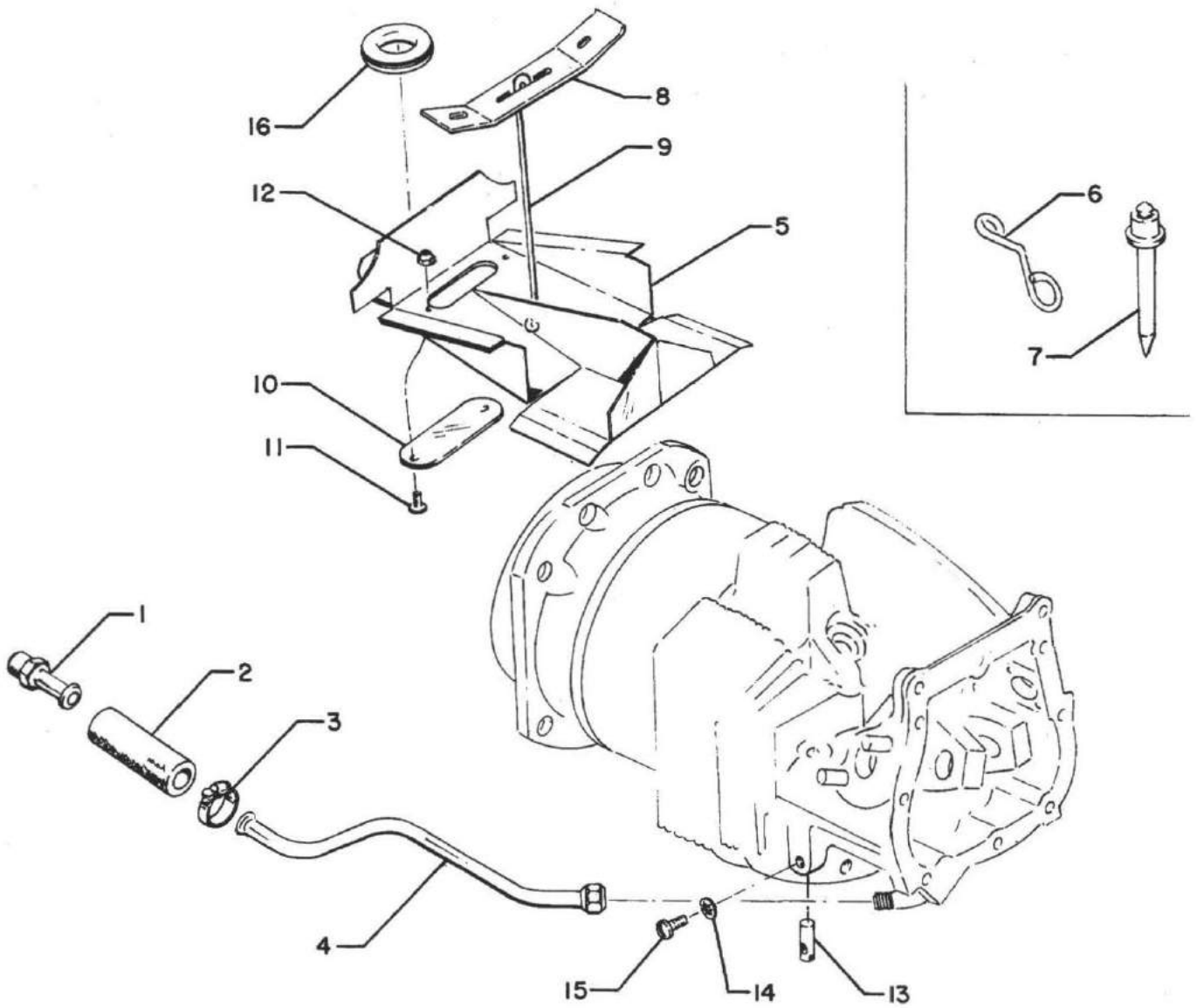


Figure 18 - Cylinder Head Drain Tubes and Intercylinder Cooling Baffles





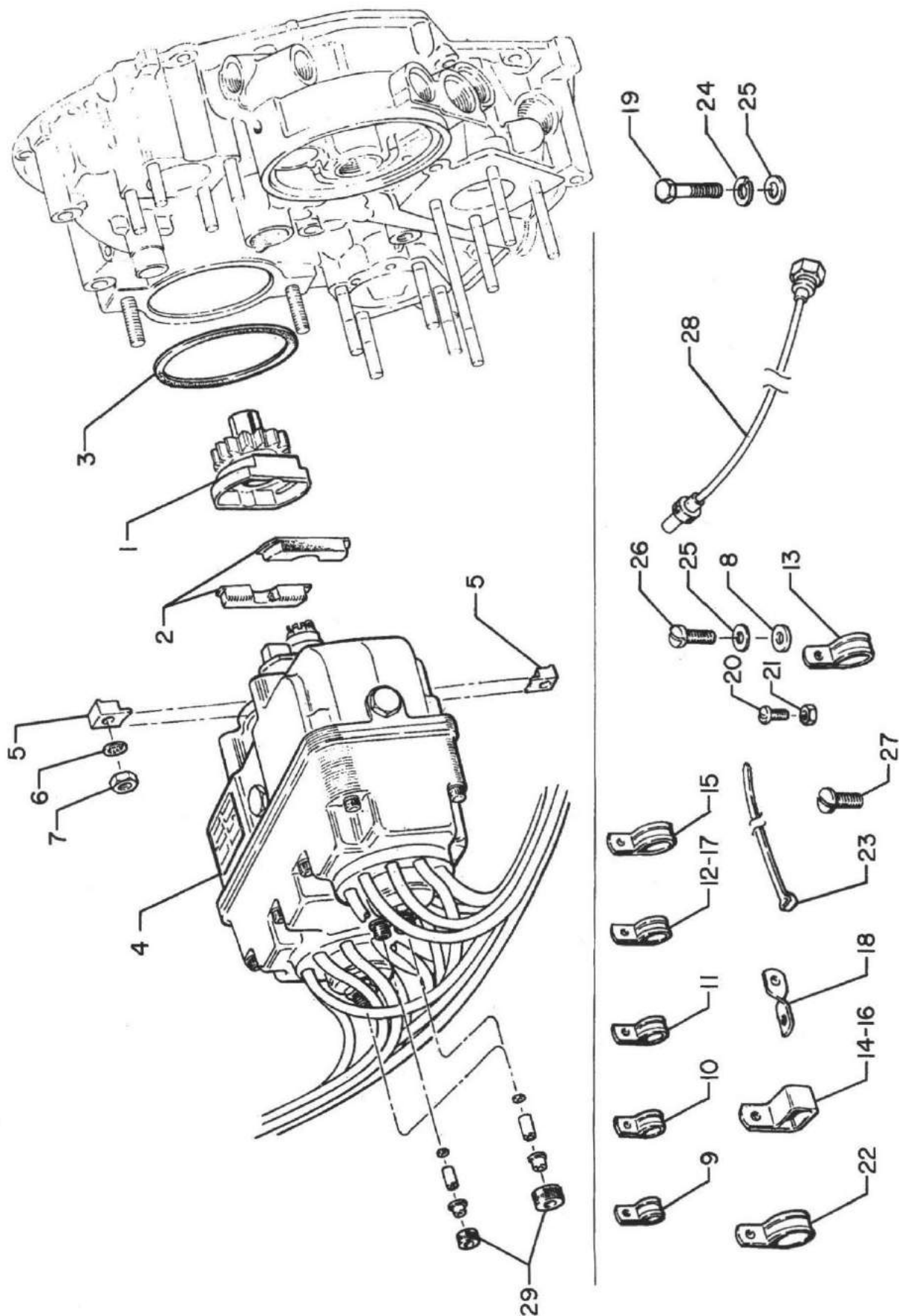


Figure 19 - Magneto Drives and Magnetos



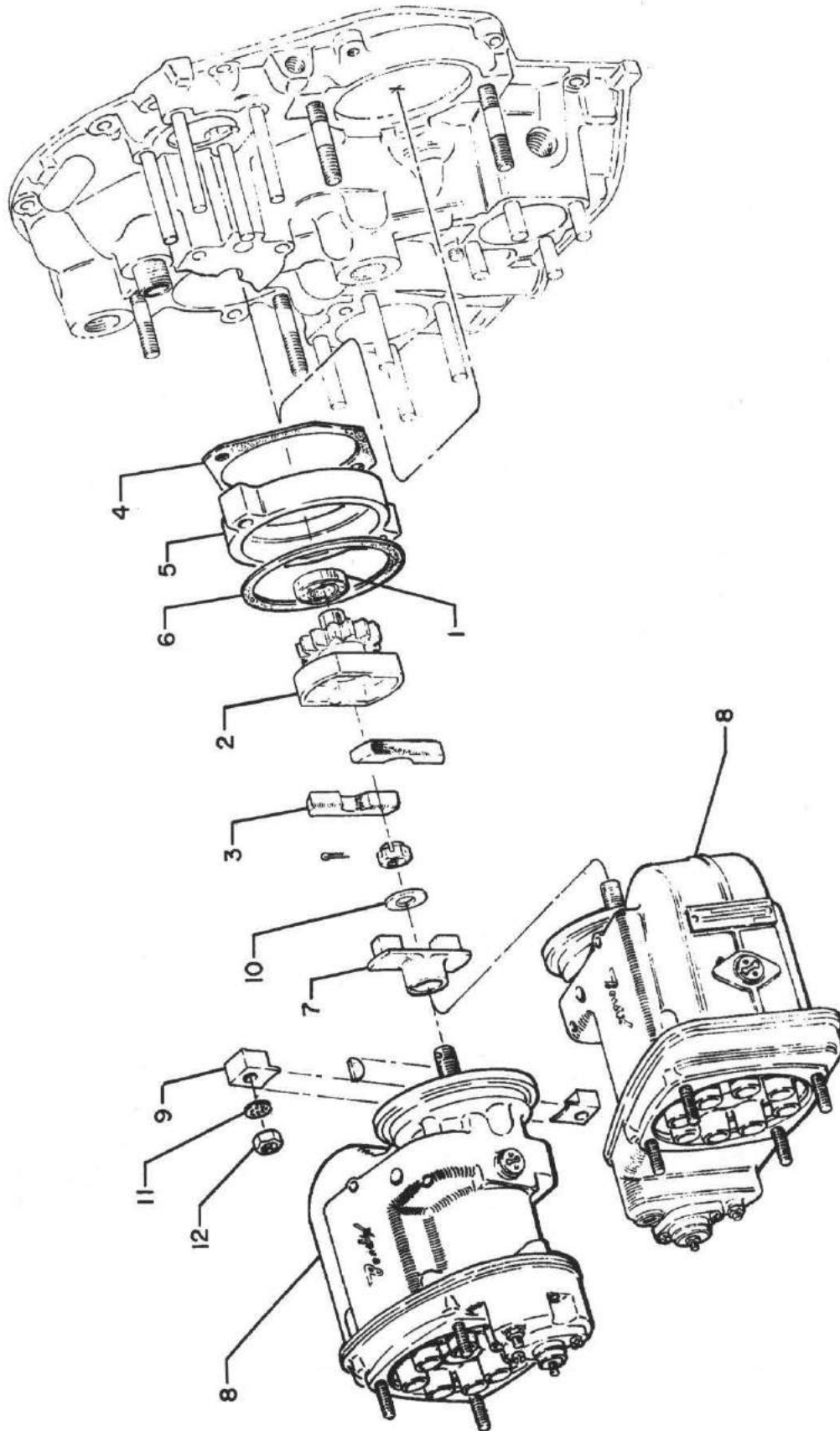


Figure 20 - Magneto Drives and Magnetos



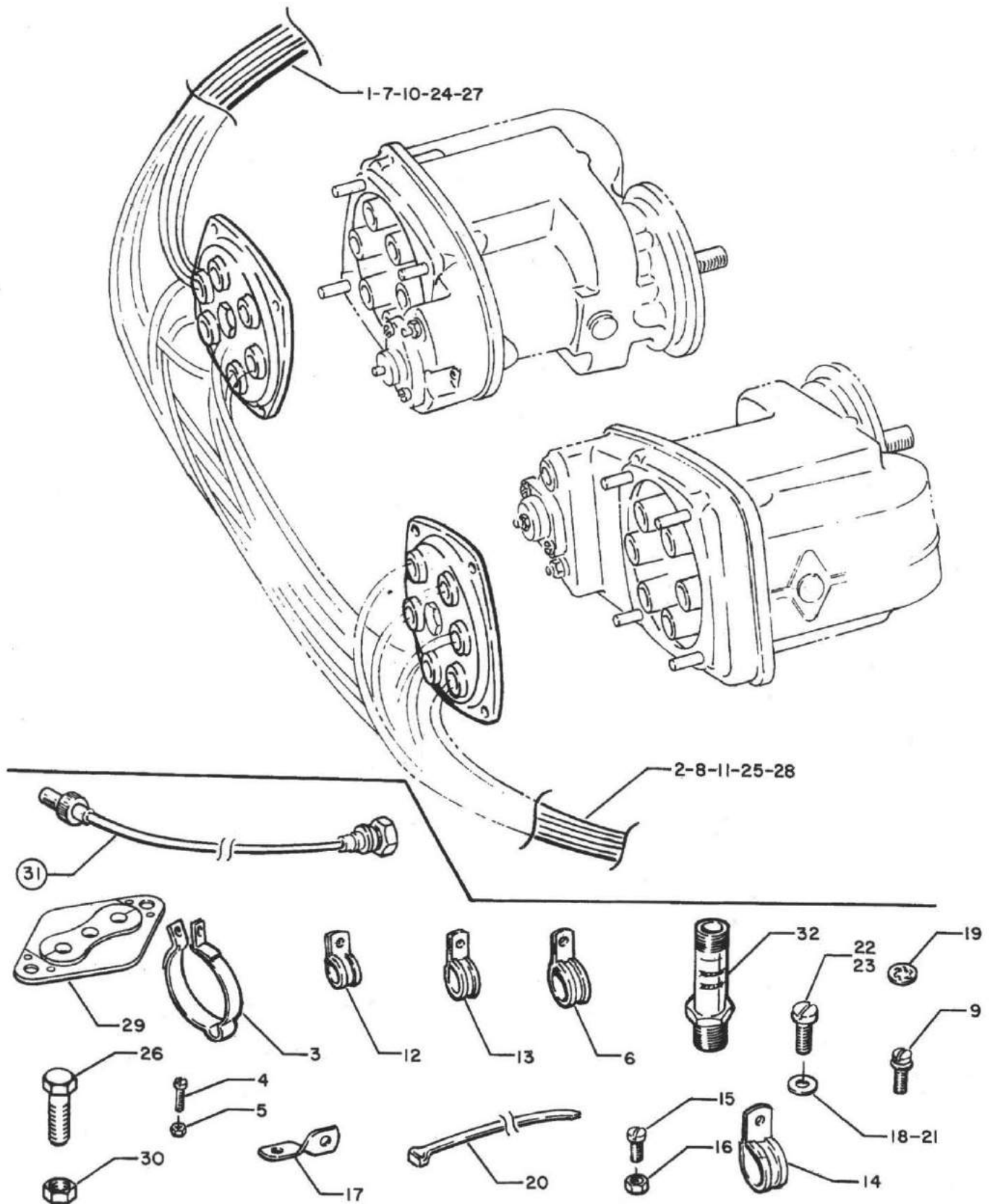


Figure 21 - Ignition Harness, Lead Assembly and Spark Plugs



ELECTRICAL SYSTEM

ALTERNATOR MOUNTING BRACKETS

FIG. REF.	PART NUMBER	DESCRIPTION	ON ALL	QUANTITY PER ASSEMBLY														
				C485	D4A5	G1D5	K1A5	K1A5D	K1B5	K1D5	K1E5	K1F5	K1F5D	K1G5	K1G5D	K1J5	K1J5D	S1A5
1	LW-13039	BRACKET, Alternator			1	1	1	1	1	1	1	1	1	1	1	1	1	1
2	77756*	BRACKET, Alternator			1						1				1	1		
3	73383	LOCKPLATE, 5/16 bolt x 1.00 spacing			1	1	1	1	1	1	1	1	1	1	1	1	1	1
4	STD-1838	BOLT, 5/16-18 x 15/16 long			2	2	2	2	2	2	2	2	2	2	2	2	2	2
5	75380	LINK ALTERNATOR, Adjusting			1	1	1	1	1	1	1	1	1	1	1	1	1	1
6	LW-10091*	LINK ALTERNATOR, Adjusting			1													
7	77757	BRACKET, Alternator belt adjusting									1			1	1			
8	STD-1727	WASHER, Plain 3/4 OD x 5/16 ID x 1/8 thick									1			1	1			
9	LW-14637	SHIM, 13/16 OD x 5/16 ID x .005 thick									un			un	un			
10	LW-14849	SHIM, 13/16 OD x 5/16 ID x .010 thick									un			un	un			
11	STD-1889	BOLT, 5/16-18 x 1-1/4 long drilled									1			1	1			
12	78639	PULLEY AND SHAFT ASSY., Alternator belt adjusting									1			1	1			
13	78614	PULLEY, Alternator belt adjusting									1			1	1			
14	78629	BALL BEARING, Alternator idler pulley									1			1	1			
15	MS-16625-1125	RING, Internal retaining									2			2	2			
16	68617	IDLER SHAFT, Alternator belt adjusting									1			1	1			
17	76768	LOCKWASHER, Alternator idler pulley bearing									1			1	1			
18	76760	LOCKNUT, Alternator idler pulley bearing									1			1	1			
19	STD-669	WASHER, 1/2 ID x 1.00 OD x 1/8 thick									1			1	1			
20	STD-676	NUT, 1/2-20 self-locking									1			1	1			
21	STD-1727	WASHER, Plain 3/4 OD x 5/16 ID x 1/8 thick									1			1	1			
22	LW-14637	SHIM, 13/16 OD x 5/16 ID x .005 thick									un			un	un			
23	STD-1889	BOLT, 5/16-18 x 1-1/4 long drilled									1			1	1			
24	LW-10952	SHIM, 13/16 OD x 7/16 ID x .005 thick									un			un	un			
25	AN6-12	BOLT, 3/8-24 x 1-5/16 drilled end									1			1	1			
26	AN6-14	BOLT, 3/8-24 x 1-19/32 drilled end			1	1	1	1	1	1	1	1	1	1	1	1	1	
27	STD-690	WASHER, 13/16 OD x 3/8 ID x 1/16 thick			un	un	un	un	un	un	un	un	un	un	un	un	un	
28	STD-872	NUT, 3/8-24 Slotted			2	2	2	2	2	2	2	2	2	2	2	2	2	
29	STD-713	PIN, Cotter 3/32 x 3/4 long			2	2	2	2	2	2	2	2	2	2	2	2	2	
30	AN6-13	BOLT, 3/8-24 x 1-7/16 drilled end									1	1						
31	AN6-16	BOLT, 3/8-24 x 1-13/16 drilled end			1	1	1	1	1	1	1	1	1	1	1	1	1	
32	76534	SHIM, 1-1/8 OD x 7/16 ID x .005 thick			un	un	un	un	un	un	un	un	un	un	un	un	un	

\* Bracket used for idler pulley type belt adjusting installation. Also used for special Piper installation with LW-10091 adjusting link.

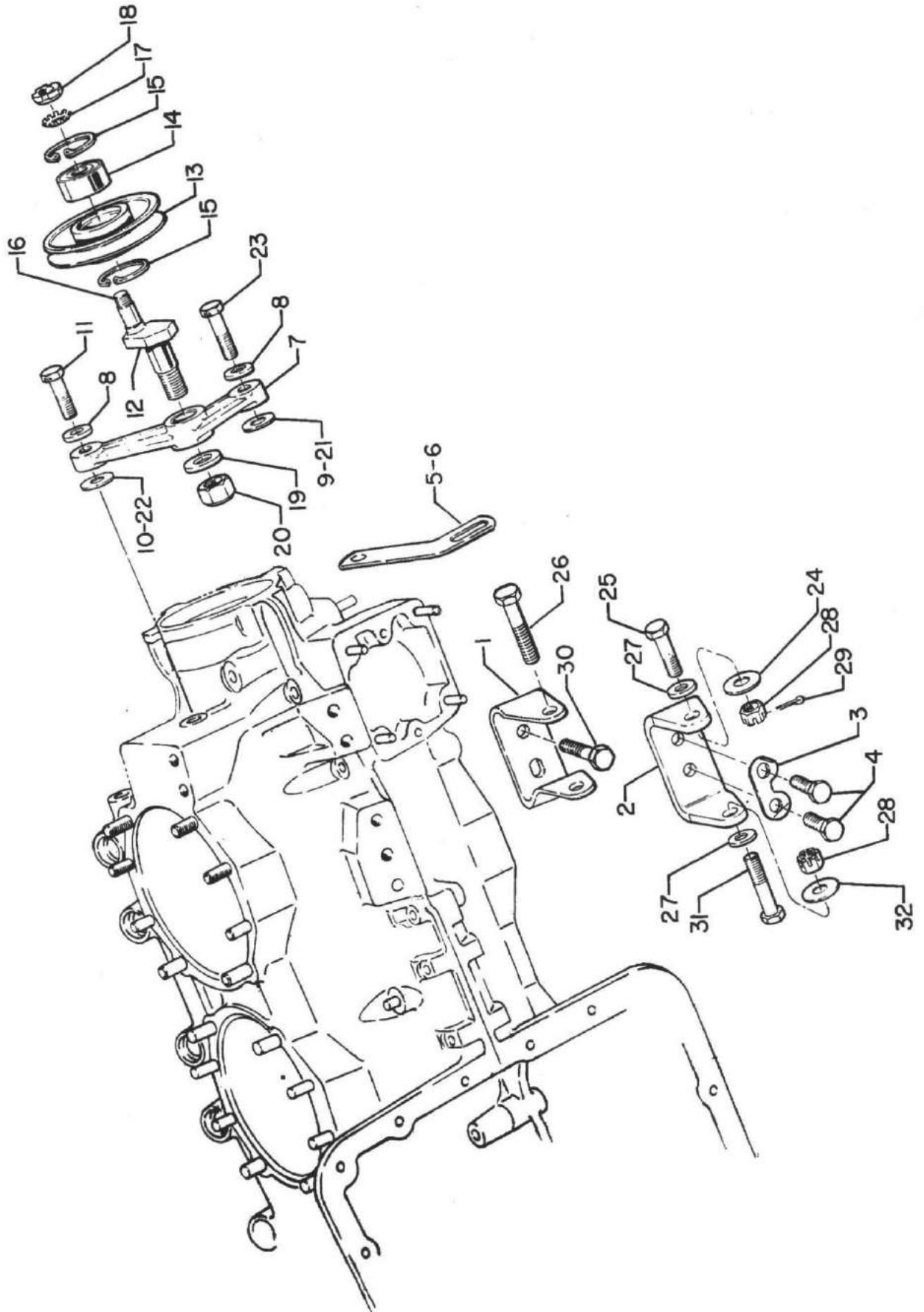


Figure 22 - Alternator Mounting Brackets





ELECTRICAL SYSTEM

STARTING MOTOR AND MAGNETIC SWITCH

FIG. REF.	PART NUMBER	DESCRIPTION	ON ALL	QUANTITY PER ASSEMBLY																
				CABS	DAAS	G1DS	K1AS	K1ASD	K1BS	K1BS	K1ES	K1ES	K1F5D	K1G5	K1G5D	K1J5	K1J5D	S1AS	TASD	TASD
1	LW-15571	STARTER, 12V. (3.38:1 Int. red.)																		
		12/14 pinion, MZ-4222			1	1		1	1	1	1	1		1	1				1	1
	LW-15572	STARTER, 24V. (3.38:1 Int. red.)																		
		12/14 pinion, MZ-4016			1	1	1	1		1	1	1				1	1	1		
2	STD-35	WASHER, 5/16, plain	4																	
3	STD-475	WASHER, 5/16 lock	4																	
4	STD-2156	BOLT, 5/16-18 x 1-5/32	1																	
5	STD-1410	NUT, 5/16-18 plain	3																	
6	LW-12083	SWITCH, Magnetic 12V. (SAZ-4201E-1)			1			1	1		1							1	1	
		LW-12085	SWITCH, Magnetic 24V. (SAZ-4401C)			1	1	1		1	1					1	1			

NOTE

See latest edition of Service Instruction No. 1154 for complete list of FAA approved starters, generators, alternators, regulators and relays.

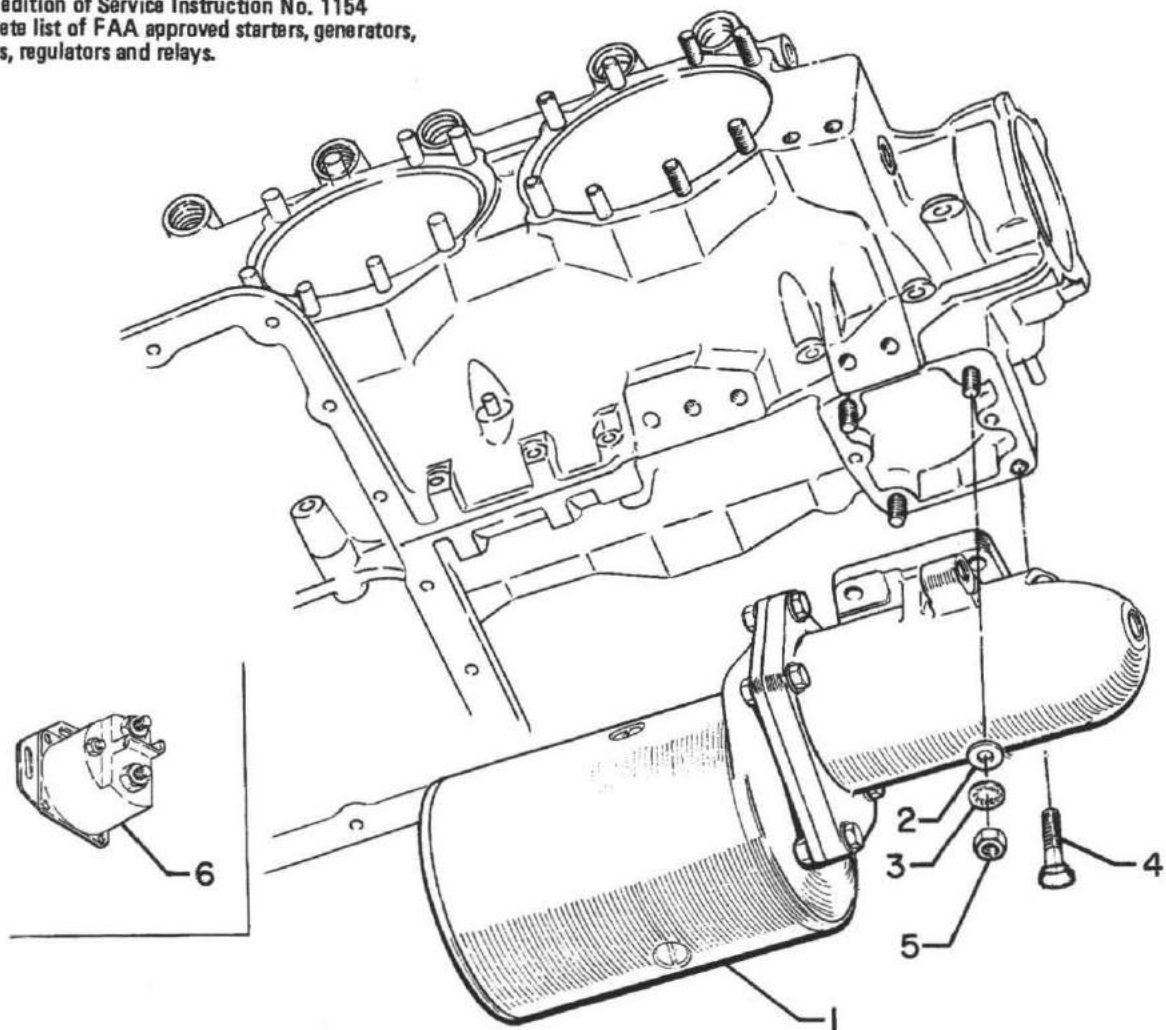


Figure 24.



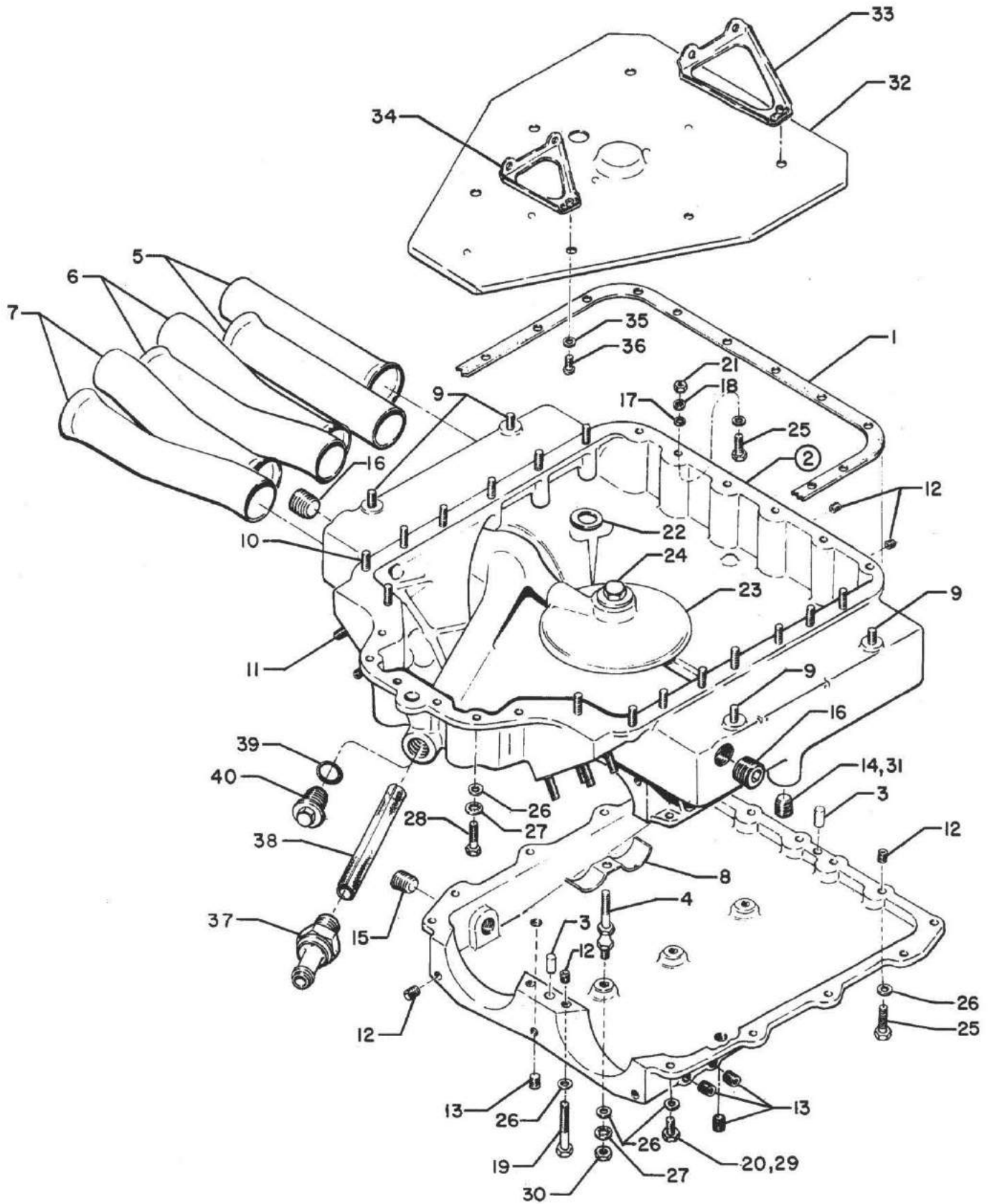


Figure 25 - Oil Sump Assembly

OIL SUMP AND INDUCTION SYSTEM

OIL SUMP ASSEMBLY

FIG. REF.	PART NUMBER	DESCRIPTION	ON ALL	QUANTITY PER ASSEMBLY															
				C4B5	D4A5	G1D5	K1A5	K1A5D	K1B5	K1D5	K1E5	K1F5	K1F5D	K1G5	K1G5D	K1J5	K1J5D	S1A5	T1A5D
1	LW-13306	GASKET, Oil sump																1	1
2	LW-14900	SUMP ASSY., Oil																1	1
3	STD-2184	PLUG, 1-1/8 NPT																1	1
4	71699	CONNECTOR, Intake pipe																6	6
5	25C-11	STUD, 1/4-20 x 1-3/8																14	14
6	38-15	STUD, 3/8-16 x 1-7/8																8	8
7	STD-1164	INSERT, 5/16-18 x 5/8																4	4
8	STD-71	PLUG, 3/8-18 NPT																1	1
9	1102	PLUG, 1/8 NPT																2	2
10	STD-8	WASHER, 1/4 plain																34	34
11	STD-160	WASHER, 1/4 lock																27	27
12	STD-1419	BOLT, 1/4-20 x 1-1/8																7	7
13	STD-1688	BOLT, 1/4-20 x 1.00																6	6
14	STD-1411	NUT, 1/4-20 plain																21	21
15	STD-551	PLUG, 1/2-14 NPT Sq. hd. drilled																2	2
16	70484	SCREEN, Oil suction																1	1
17	STD-111	GASKET, 1.00 ID x 1-1/4 OD x 3/32																1	1
18	LW-12545	PLUG, 5/8 Hex x 1.00-20 thread																1	1

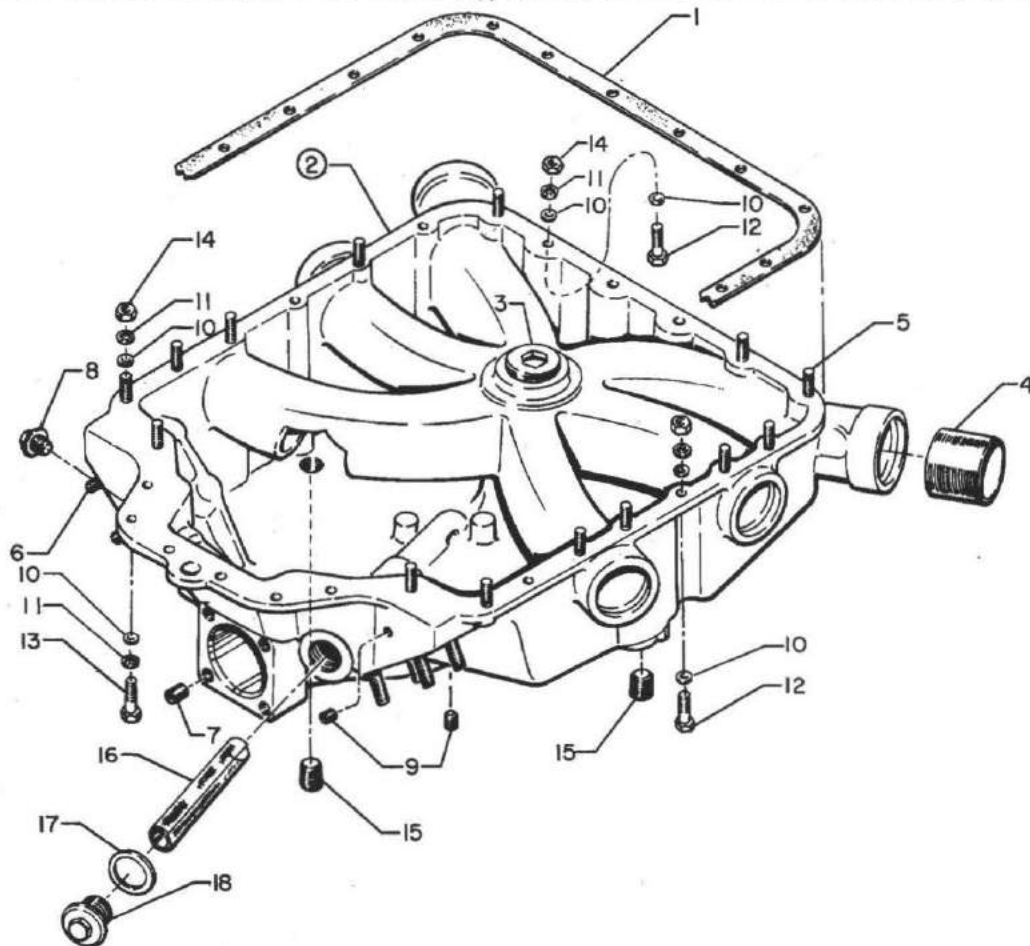


Figure 26.





OIL SUMP AND INDUCTION SYSTEM

INTAKE PIPES AND AIR INLET HOUSING

FIG. REF.	PART NUMBER	DESCRIPTION	ON ALL	QUANTITY PER ASSEMBLY														
				CAS	DAS	GDS	KAS	KASD	KBS	KDS	KES	KESD	KGS	KGSD	KJS	KJSD	SA5	TA5D
1	70485	PIPE, Intake			6	6											6	6
2	69603	HOSE, 1-3/4 ID x 2-3/16 OD x 1-3/4			6	6											6	6
3	LW-15592-8-28	CLAMP, Hose			12	12											12	12
4	71973	GASKET, 2 bolt 1-7/8 ID	6															
5	73346	FLANGE, Intake pipe upper			6	6											6	6
6	STD-8	WASHER, 1/4 plain	12															
7	STD-160	WASHER, 1/4 lock	12															
8	STD-1215	BOLT, 1/4-20 x 1-1/4	12															
9	72711	RING, Seal intake pipe			6	6	6	6	6	6	6	6	6	6	6	6	6	6
10	LW-12191	PIPE, Intake Cyl. no. 1			1	1	1	1	1	1	1	1	1	1	1	1	1	1
11	LW-12192	PIPE, Intake Cyl. no. 2			1	1	1	1	1	1	1	1	1	1	1	1	1	1
12	LW-12193	PIPE, Intake Cyl. no. 3			1	1	1	1	1	1	1	1	1	1	1	1	1	1
13	LW-12194	PIPE, Intake Cyl. no. 4 & 5			2	2	2	2	2	2	2	2	2	2	2	2	2	2
14	LW-12195	PIPE, Intake Cyl. no. 6			1	1	1	1	1	1	1	1	1	1	1	1	1	1
15	74630	FLANGE, Intake pipe upper			6	6	6	6	6	6	6	6	6	6	6	6	6	6
16	72210	GASKET, Air inlet housing			1	1	1	1	1	1	1	1	1	1	1	1	1	1
17	73031	HOUSING ASSY., Air inlet							1									
18	78100	HOUSING ASSY., Air inlet				1	1					1	1					
19	77653	HOUSING ASSY., Air inlet			1			1	1					1	1			
20	LW-15730	HOUSING ASSY., Air inlet																1
21	31C-16	STUD, 5/16-18 x 2.00			4			4	4		4	4				4	4	
	31C-14	STUD, 5/16-18 x 1-3/4				4	4			4			4	4			4	
22	1102	PLUG, 1/8-27 NPT				1	1						1	1			1	
23	STD-8	WASHER, 1/4 plain			6	6	6	6	6	6	6	6	6	6	6	6	6	6
24	STD-1875	BOLT, 1/4-20 x 1-3/16			6	6	6	6	6	6	6	6	6	6	6	6	6	6



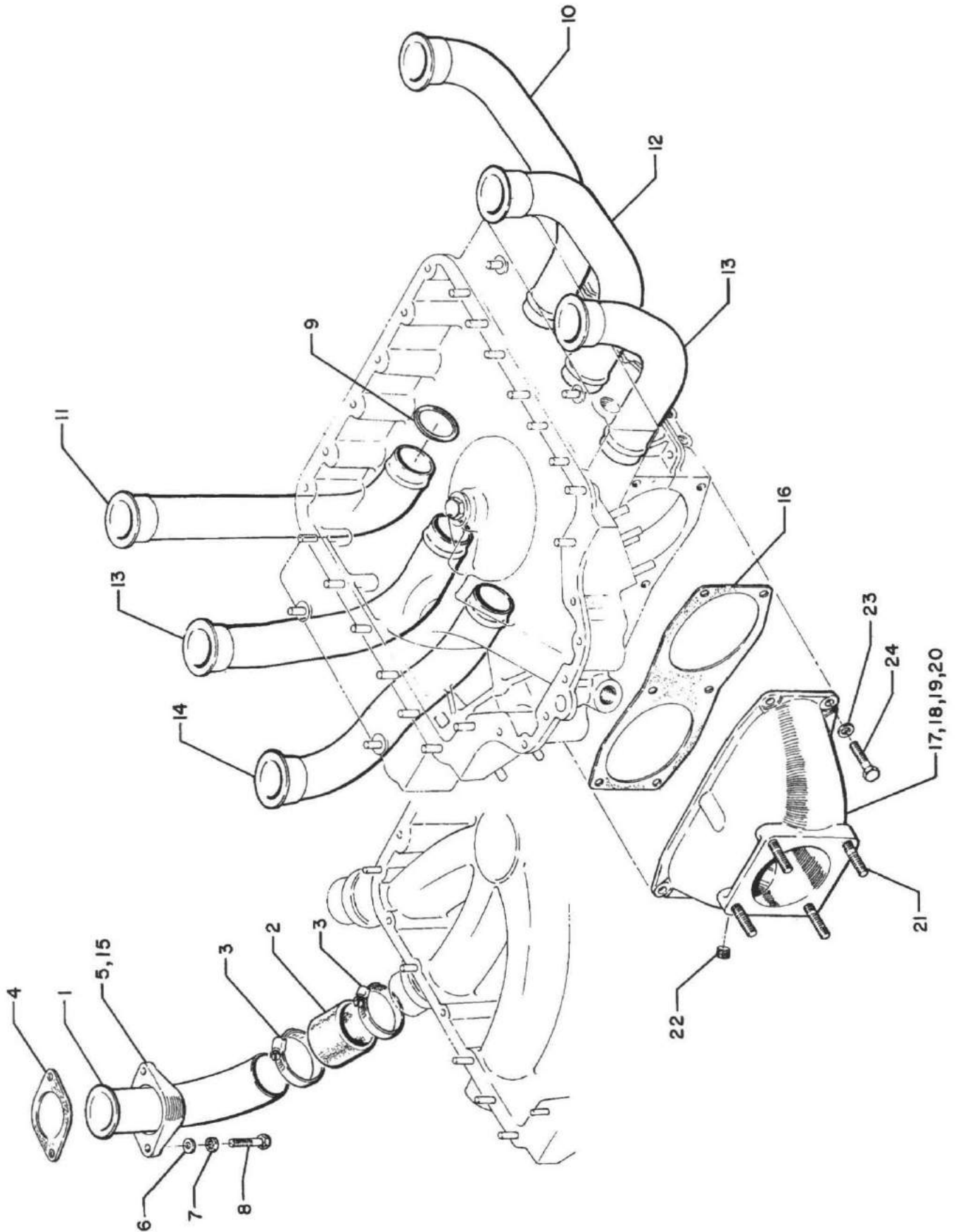


Figure 28 - Intake Pipes and Air Inlet Housing

OIL SUMP AND INDUCTION SYSTEM

FUEL INJECTORS, FUEL MANIFOLDS AND INJECTION NOZZLES

FIG. REF.	PART NUMBER	DESCRIPTION	ON ALL	QUANTITY PER ASSEMBLY																
				CAB5	DAAS	GD5	KIAS	KIASD	KIB5	KIB5D	KIE5	KIE5D	KIG5	KIG5D	KIJS	KIJD	SIAS	TAAS	TAB5D	
1	66224	GASKET, Fuel injector				1	1										1	1		
2	73032	GASKET, Inlet housing						2	1	1	2	2	1	2	2	1	2	2	1	
3	77654	SPACER, Fuel injector					1			1	1					1	1			
4	73937	FUEL INJECTOR, (2524054-7)				1														
	75176	FUEL INJECTOR, (2524213-7)				1														
	75567	FUEL INJECTOR, (2524273-8)								1	1			1	1					
	77003	FUEL INJECTOR, (2524298-8)					1													
	LW-10976	FUEL INJECTOR, (2524470-2)									1									
	79034	FUEL INJECTOR, (2524422-5)										1								
	LW-11924	FUEL INJECTOR, (2524556-5)								1										
	LW-11218	FUEL INJECTOR, (2524491-6)													1		1			
	LW-14184	FUEL INJECTOR, (2524673-4)																1	1	
5	STD-35	WASHER, 5/16 plain				4	4	4	2	2	4	4	4	2	4	4	2	4	4	
6	STD-1727	WASHER, 3/4 OD x 5/16 ID x 1/8 thick								2	2				2		4			
7	STD-475	WASHER, 5/16 internal lock																4	4	
8	STD-1410	NUT, 5/16-18 plain				4	4	4	4	4	4	4	4	4	4	4	4	4	4	
9	STD-1763	LOCKNUT, 5/16 palnut				4	4	4	4	4	4	4	4	4	4	4	4	4	4	
10	STD-1201	BOLT, 5/16-18 x 1-1/4																	4	4
11	74151	NOZZLE, Injection				6	6	6	6	6	6	6	6	6	6	6	6	6	6	6
12	LW-10475	NOZZLE ASSY., Manifold air bleed																	6	6
13	MS29512-6	SEAL, Oil 5/64 dia. sect. x 15/32					1			1	1			1		1	1	1		
14	AN919-6	REDUCER, Flared tube					1			1	1			1		1	1	1		
15	76304	ELBOW, 45° adj.								1	1			1		1	1			
16	AN822-4	ELBOW, 1/4 flared tube 1/8 NPT 90°										1								

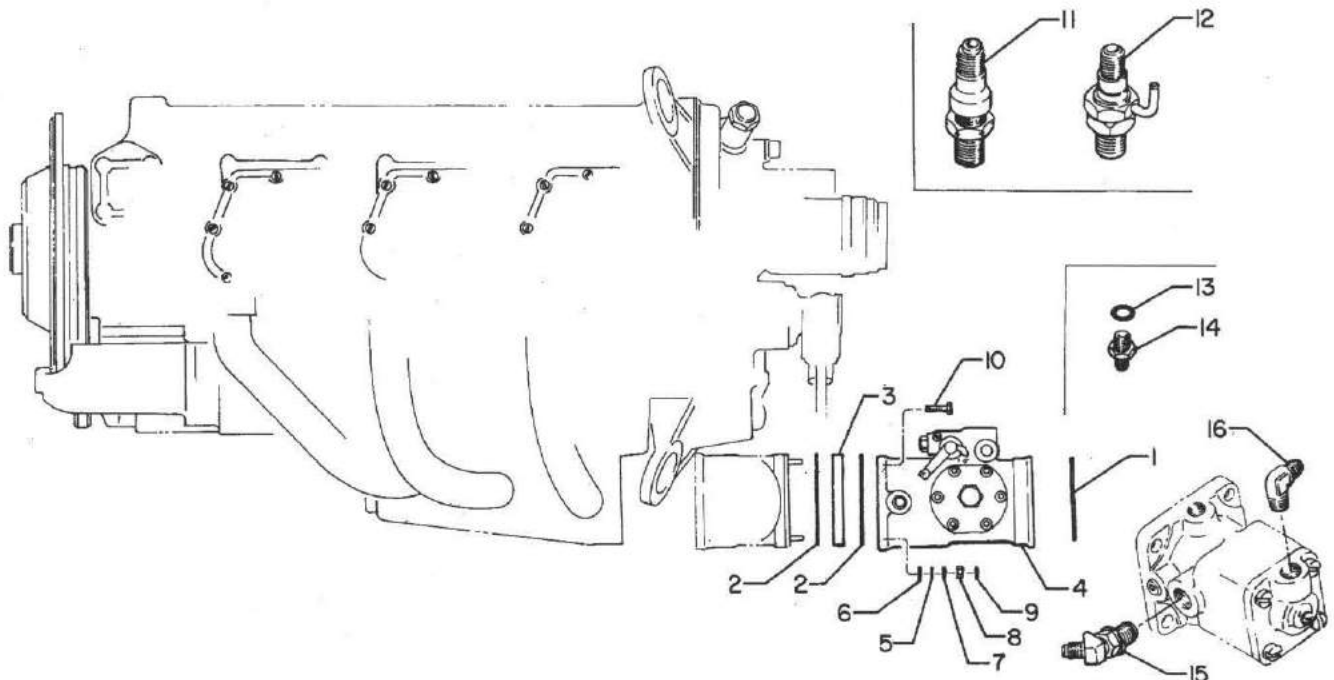


Figure 29.



OIL SUMP AND INDUCTION SYSTEM

FUEL LINES, FUEL HOSES AND ATTACHING PARTS

FIG. REF.	PART NUMBER	DESCRIPTION	ON ALL	QUANTITY PER ASSEMBLY																
				CA85	DA85	DI85	KA85	KA85D	KB85	KD85	KE85	KE85D	KI85	KI85D	KA85	TA85D	TA85D			
1	LW-12098-0-200	TUBE ASSY., Fuel manifold to nozzles cyls. 1-2-5-6			4	4	4			4	4	4	4			4	4	4	4	
	LW-12098-0-200	TUBE ASSY., Fuel manifold to nozzles cyl. 1								1	1			1	1	1	1		1	
	LW-12098-0-170	TUBE ASSY., Fuel manifold to nozzles cyls. 3 & 4			2	2	2			2	2	2	2			2	2	2	2	
	LW-12098-0-276	TUBE ASSY., Fuel manifold to nozzles cyl. 2								1	1			1	1	1	1		1	
	LW-12098-0-134	TUBE ASSY., Fuel manifold to nozzles cyls. 3 & 5								2	2			2	2	2	2		2	
	LW-12098-0-210	TUBE ASSY., Fuel manifold to nozzles cyls. 4 & 6								2	2			2	2	2	2		2	
2	MS21919-G12	CLIP, 3/4 dia. for No. 10 screw		12	12	10	8	8	10	10	10	10	8	8	8	10	8	10	12	12
3	LW-12516	CLIP, 1/16 ID for No. 10 screw		12	12	12	12	12	12	12	12	12	10	10	10	12	10	12	12	12
4	STD-860	SCREW, No. 10-32 x 5/8		15	15	15	13	13	15	15	15	15	13	13	13	15	13	15	15	15
5	STD-425	WASHER, No. 10 plain		5	5	3	2	3	3	3	3	3	2	2	2	3	3	3	3	3
6	STD-670	NUT, No. 10-32 self-locking		15	15	15	13	13	15	15	15	15	13	13	13	15	13	15	15	15
7	73136	BRACKET, 90°		2	2	4	4	4		4	4	4	4	4	4	4		4		
8	73152	BRACKET, Support clamp				1			1	1	1					1		1		
9	76735	BRACKET, Support clamp 90°										1				1		1		
10	74278	BRACKET ASSY., Fuel line support		1	1															
11	73971	CLAMP, 1/2 ID cushion type 1/4 screw		1	1	2	1	1	1	2	2	1		1	1					
12	73751	CLAMP, 5/8 ID cushion type 1/4 screw							2			2	2			2	2	2	2	2
13	STD-692	SCREW, No. 10-32 x 1/2		2	2															
14	74070	ELBOW, 3/8 tubing adj. 45°		1			1					1								
15	MS20823-6	ELBOW, 3/8 flared 1/4 NPT, 45°					1					1								
16	MS20822-6	ELBOW, 3/8 flared 1/4 NPT, 90°					1	1	1	2								1		
17	77369	TUBE ASSY., Fuel pump to injector				1			1	1										

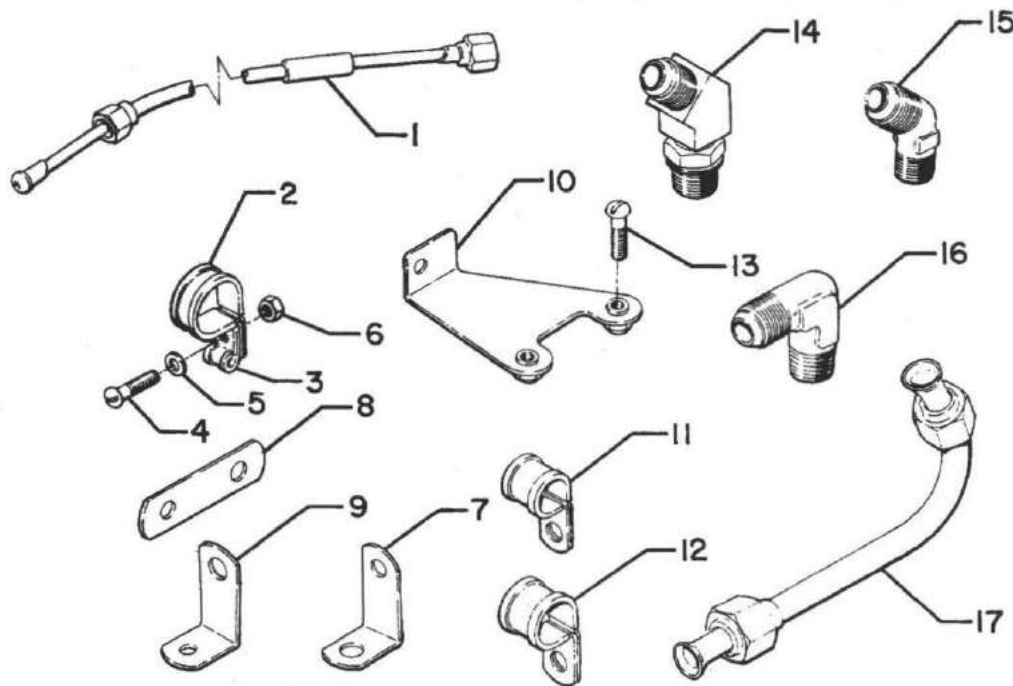


Figure 31.





# LYCOMING IO-540 SERIES PARTS CATALOG

WIDE CYLINDER FLANGE CRANKCASE MODEL ENGINES

## SERVICE KIT SECTION

### SEAL AND GASKET SET IO-540-T4A5D, -T4B5D (Parallel Head) Wide Cylinder Flange Model

PART NUMBER	DESCRIPTION	QTY. PER ENG.
LW-13377	SEAL AND GASKET SET	1
MS29512-6	SEAL, Oil	1
MS29512-10	SEAL, Oil	1
MS16625-1081	RING, Internal retaining	1
STD-111	GASKET, Oil suction screen	1
STD-1045	GASKET, Oil pressure relief valve	1
8313	GASKET, Vacuum and hydraulic pump	3
60096	GASKET, Fuel pump	1
LW-14260	SEAL, Tachometer drive	1
62922	SEAL, Shroud tube	12
66224	GASKET, Fuel injector	1
70310	SEAL, Shroud tube	12
70455	GASKET, Prop. drive gear plug	1
70457	GASKET, Oil filter extension	1
71481	Ring, Cylinder base seal	6
LW-14820	RING, Internal retaining	8
71973	GASKET, Internal pipe flange	6
72053	GASKET, Governor	1
72091	RING, Oil seal	2
72312	RING, Oil seal oil level gage	1
73383	LOCKPLATE, Alternator bracket	1
73818	GASKET, Accessory housing	1
75118	GASKET, Exhaust flange	12
75906	GASKET, Rocker box cover	6
LW-15028	SEAL, Crankshaft oil	1
LW-10332	LOCKPLATE, Crankshaft gear	1
LW-13792	SEAL, Crankshaft	1
LW-12681	GASKET, Magneto	1
LW-12272	LOCKPLATE, Shroud tube	6
LW-13306	GASKET, Oil sump	1
LW-14995	SPRING, Shroud tube	6
STD-208	SEAL, Oil	6
71193	BOX, Set-up	1
72220	GASKET	1
77154	GASKET	1
STD-294	GASKET	1
65321	GASKET	6
STD-1733	"O" RING	1
MS9068-009	RING, Oil seal	1
72059	GASKET	1



SERVICE KIT SECTION

CYLINDER, PISTON AND RING KIT  
IO-540-C4B5, -D4A5, -T4A5D and -T4B5D Wide Cylinder Flange Models

PART NUMBER	DESCRIPTION	QTY. PER ENG.
76296	CYLINDER, PISTON AND RING KIT	1
STD-1411	NUT, Plain, 1/4-20	1
STD-1925	SCREW	6
60009	KEY, Valve intake	2
62922	SEAL, Shroud tube	2
LW-13790	SHAFT, Valve rocker	1
60828	PLUG, Piston pin	2
75906	GASKET, Rocker box cover	1
61247	COVER, Rocker box	1
MS13998-3	CAP, Valve stem exhaust (rotator type)	1
LW-11800	SPRING, Valve outer	2
65441	SEAT, Valve spring lower (intake)	1
LW-11795	SPRING, Valve inner	2
LW-10077	SEAT, Valve spring inner (intake)	1
LW-14995	SPRING, Shroud tube	1
LW-12272	LOCKPLATE, Shroud tube	1
69444	ROCKER ASSEMBLY, Valve intake	1
LW-10076	SEAT, Valve spring, upper (exhaust) (rotator type)	1
LW-14077	PIN, Piston	1
70310	SEAL, Shroud tube	2
71195	BOX, Set-up	1
71481	SEAL, Cylinder base	1
74541	VALVE, Exhaust (rotator type) sodium cooled chrome stem	1
MS13997-3	KEY, Valve, exhaust (rotator type)	2
73857	RING, Piston, oil regulating (Ch.) (expander type)	1
73938	VALVE, Intake	1
74241	RING, Piston compression	2
LW-12427	CYLINDER AND HEAD ASSY., Wide deck (Nitrided Cyls., Straight Valve Head)	1
75089	PISTON	1
74636	ROCKER ASSY., Exhaust	1
LW013323	SEAT, Valve spring, lower (exhaust)	1
LW012892	THRUST BUTTON	2
STD-1215	BOLT	2
72198	PLUG	2
SSP672	TAG	1
LW-11775	PLUG, Piston pin (Alum.)	2
SSP2472	TAG	1

## SERVICE KIT SECTION

## CYLINDER, PISTON AND RING KIT

IO-540-G1D5, -K1A5, -K1A5D, -K1B5, -K1D5, -K1E5, -K1F5, -K1F5D,  
-K1G5, -K1J5 and -K1J5D Wide Cylinder Flange

PART NUMBER	DESCRIPTION	QTY. PER ENG.
LW-13115	CYLINDER, PISTON AND RING KIT	1
STD-160	WASHER	4
STD-1215	BOLT	2
STD-1411	NUT	4
STD-1925	SCREW	8
MS13997-3	KEY, Exhaust (rotator type)	2
MS13998-3	CAP, Valve stem, exhaust	1
72050	KEY, Valve intake	2
60828	PLUG, Piston pin	2
62922	SEAL, Shroud tube	4
66731	COVER, Valve rocker shaft	2
66732	GASKET, Valve rocker shaft cover	2
67193	GASKET, Rocker box cover	1
LW-13321	SEAT, Valve spring, lower (intake)	1
68795	COVER ASSY., Rocker box	1
LW-13446	PIN, Piston pin	1
LW-14077	PIN, Piston pin	1
71195	BOX, Set-up	1
71265	ROCKER ASSY., Exhaust valve	1
71266	ROCKER ASSY., Intake valve	1
71481	SEAL, Cylinder base	1
71549	WASHER, Valve rocker thrust	2
72626	SHAFT, Valve rocker	2
73111	VALVE, Exhaust 1/2" sodium cooled	1
73112	SEAT, Valve spring, lower	1
LW-13322	SEAT, Valve spring, lower	1
LW-13622	VALVE, Intake (small hd.)	1
73857	RING, Piston, oil regulating, chrome	1
LW-12328	RING, Piston, oil regulating, chrome	1
74241	RING, Piston compression (chrome)	2
LW-10076	SEAT, Valve spring, upper (exhaust)	1
69532	SEAT, Valve spring, upper (intake)	1
LW-10207-S	PISTON (3 Ring)	1
LW-11796	SPRING, Valve outer	2
LW-11797	SPRING, Valve inner	2
LW-12987	CYLINDER ASSY., Nitrided	1
LW-11775	PLUG, Piston pin	2
SSP2272	TAG	1
62388	CAP	1

## SERVICE KIT SECTION

CYLINDER, PISTON AND RING KIT  
IO-540-S1A5 Wide Cylinder Flange Models

PART NUMBER	DESCRIPTION	QTY. PER ENG.
LW-14718	CYLINDER, PISTON AND RING KIT	1
72050	KEY, Valve	2
60828	PLUG, Piston pin	2
62922	SEAL, Shroud tube	4
66731	COVER, Valve rocker shaft	2
66732	GASKET, Valve rocker shaft cover	2
67112	ROCKER ASSY., Exhaust valve	1
67113	ROCKER ASSY., Intake valve	1
67193	GASKET, Rocker box cover	1
LW-13321	SEAT, Valve spring, lower	1
68795	COVER ASSY., Rocker box	1
71195	BOX, Set-up	1
71481	RING, Oil seal	1
71549	WASHER, Valve rocker	2
72626	SHAFT, Valve rocker	2
73857	RING, Oil regulating	1
73112	SEAT, Valve spring, lower	1
LW-13322	SEAT, Valve spring, lower	1
LW-13622	VALVE INTAKE	1
74241	RING, Piston	2
74802	VALVE, Exhaust	1
LW-10076	SEAT, Valve spring	1
69532	SEAT, Valve spring	1
LW-11775	PLUG, Piston pin	2
LW-11796	SPRING, Valve outer	2
LW-11797	SPRING, Valve auxiliary	2
LW-10207-S	PISTON	1
LW-13446	PISTON PIN	1
LW-14077	PISTON PIN	1
LW-12988	CYLINDER ASSY.	1
MS13997-3	KEY, Valve	2
MS13998-3	CAP, Valve stem	1
STD-160	WASHER, Internal lock	4
STD-1411	NUT, Plain	4
STD-1215	BOLT	2
STD-1925	SCREW	9
SSP2272	TAG	1
62388	CAP	2

SERVICE KIT SECTION

SEAL AND GASKET SET  
IO-540-C4B5, -D4A5 (Parallel Valve Head) Conventional and  
Wide Cylinder Flange Models

PART NUMBER	DESCRIPTION	QTY. PER ENG.
71569-1	SEAL AND GASKET SET	1
STD-111	GASKET	1
STD-208	SEAL, Oil	2
STD-213	SEAL, Oil	1
STD-294	GASKET, Annular	2
STD-1045	GASKET, Annular	1
1691-C	GASKET, Fuel pump	1
8313	GASKET, Vacuum pump	2
60096	GASKET, Fuel pump	1
LW-14260	SEAL, Tachometer drive oil	1
61173	GASKET, Oil pressure housing	1
61183	GASKET, Accessory adapter	1
62224	GASKET, Magneto adapter	4
62922	SEAL, Shroud tube	12
66224	GASKET, Carburetor	1
67516	LOCKPLATE, Crankshaft gear	1
68315	GASKET, Accessory drive adapter	1
LW-12272	LOCKPLATE, Shroud tube	6
69164	GASKET, Fuel pump adapter	1
69551	GASKET, Accessory drive adapter	1
70310	SEAL, Shroud tube	12
70455	GASKET	1
70457	GASKET	1
71193	BOX, Set-up	1
71481	RING, Oil seal	6
71667	LOCKPLATE, Fuel pump idler gear	1
71973	GASKET, 2 bolt flange	6
72053	GASKET, Governor	1
72059	GASKET	1
72075	RING, Oil seal	8
72078	LOCKPLATE, Cam gear	2
72091	RING, Oil seal	2
72210	GASKET	1
72220	GASKET, Oil level gage	1
72312	RING, Oil seal	1
LW-13306	GASKET, Oil sump	1
73383	LOCKPLATE, Generator bracket	2
73818	GASKET, Accessory housing	1
74305	SEAL	1
75906	GASKET, Rocker box cover	6
76510	GASKET	1
LW-12795	GASKET	1
76940	SEAL, Crankshaft oil	1
LW-12681	GASKET	2
LW-15628	SEAL, Crankshaft	1
LW-13792	SEAL, Crankshaft oil	1
69345	SPACER	6
LW-14995	SPRING	6
MS16625-1081	RING, Internal retaining	1
65321	GASKET	6

## SERVICE KIT SECTION

## SEAL AND GASKET SET

IO-540-G1D5, -K1A5, -K1A5D, -K1B5, -K1D5, -K1E5, -K1F5, -K1F5D, -K1G5, -K1G5D, -K1J5, -K1J5D, -S1A5 (Angle hd. valve) Wide Cylinder Flange Models

PART NUMBER	DESCRIPTION	QTY. PER ENG.
73185-1	SEAL AND GASKET SET	1
MS29512-6	SEAL	1
MS29512-8	SEAL, Oil	1
STD-111	GASKET, Annular	2
STD-208	SEAL, Oil	1
STD-213	SEAL, Oil (Fuel pump drive)	1
STD-294	GASKET, Annular	2
STD-1045	GASKET, Annular	1
STD-1441	GASKET, Annular	6
1691-C	GASKET, Fuel pump pad	1
8313	GASKET, Vacuum pump	2
LW-14260	SEAL, Tachometer	1
61173	GASKET, Oil pressure housing	1
61183	GASKET, Accessory adapter	1
62224	GASKET, Magneto	4
62922	SEAL, Shroud tubw	24
66732	GASKET, Valve rocker shaft cover	12
67193	GASKET, Rocker box cover	6
67516	LOCKPLATE, Crankshaft gear	1
68315	GASKET, Accessory drive adapter	1
69164	GASKET, Fuel pump adapter	1
69551	GASKET, Accessory pad cover	1
70455	GASKET	1
70457	GASKET, Oil level gage	1
72210	GASKET, Air throttle housing	1
71450	GASKET, Rocker box	6
71481	RING, Oil seal	6
71667	LOCKPLATE, Crankshaft idler gear	2
71973	GASKET, Intake flange	6
72053	GASKET, Governor drive pad	1
72075	SEAL, Oil	8
72078	LOCKPLATE, Camshaft gear	2
72091	RING, Oil seal	2
72220	GASKET, Oil filler plug	1
72312	RING, Oil seal	1
72711	RING, Oil seal intake pipe	6
LW-13306	GASKET, Oil sump	1
73032	GASKET, Air inlet housing	1
73383	LOCKPLATE	2
73818	GASKET, Accessory housing	1
74305	SEAL, Crankshaft oil	1
75233	"O" RING	24
76510	GASKET	1
76940	SEAL, Crankshaft oil	1
LW-15628	SEAL, Crankshaft	1
LW-13792	SEAL, Crankshaft oil	1
LW-12681	GASKET, Magneto	2
LW-12795	GASKET,	1
STD-589	GASKET	1
STD-1737	RING	1
71193	BOX	1

SERVICE KIT SECTION

SEAL AND GASKET SET  
IO-540-K1A5D, -K1G5D (Angle head) Wide Cylinder Flange Models

PART NUMBER	DESCRIPTION	QTY. PER ENG.
LW-13367	SEAL AND GASKET SET	1
MS29512-10	SEAL, Oil	2
MS16625-1081	RING, Internal retaining	1
STD-111	GASKET, Oil suction screen	1
STD-208	SEAL, Oil	1
STD-1045	GASKET, Oil pressure relief valve	1
1691-C	GASKET, Fuel pump	1
8313	GASKET, Vacuum and hydraulic pump	2
LW-14260	SEAL, Tachometer drive	1
62922	SEAL, Shroud tube	24
66732	GASKET, Valve rocker shaft cover	12
67193	GASKET, Rocker box cover	6
69164	GASKET, Fuel pump adapter	1
70455	GASKET, Prop. drive gear plug	1
70457	GASKET, Oil filter extension	1
71450	GASKET, Rocker box cover	6
71481	RING, Cylinder base seal	6
LW-14820	RING, Internal retaining	8
71973	GASKET, Intake pipe flange	6
72053	GASKET, Governor	1
72091	RING, Oil seal	2
72210	GASKET, Air throttle housing	1
72220	GASKET, Oil level gage	1
72312	RING, Oil seal, oil level gage	1
72711	RING, Seal intake pipe	6
73032	GASKET, Inlet housing	1
73383	LOCKPLATE, Alternator bracket	1
73818	GASKET, Accessory housing	1
LW-15619	GASKET, Exhaust	12
75118	GASKET, Exhaust flange	12
LW-15628	SEAL, Crankshaft oil	1
LW-10332	LOCKPLATE, Crankshaft gear	1
LW-12681	GASKET, Magneto	1
LW-13077	SPRING, Shroud tube	24
LW-13306	GASKET, Oil sump	1
STD-589	GASKET	1
71193	BOX	1
60096	GASKET, Fuel pump accessory	1



SECTION 8  
PARTS SUPERSEDURES

## SECTION 1

Part No.	Superseded by	Name	Remarks
Reference Page 1-1			
LW-13802	LW-13838	Crankcase Assy.	Due to increased flange thickness at bottom parting line.
61261	31C-12	Stud	Parts standardization.
67528	31C-13	Stud	Parts standardization.
38-15	38-16	Stud	Product improvement.
38-17	38-16	Stud	Product improvement.
LW-13794	31C-8	Stud	Product improvement.
68316	31C-14	Stud	Product improvement.
67556	31C-16	Stud	Parts standardization.
Reference Page 1-3			
72051	75737	Extension	Product improvement.
75759	77527	Extension	Product improvement.
73680	75675	Extension	Product improvement.
72043	LW-14756	Gage Assy.	Parts standardization.
74702	LW-14732	Gage Assy.	Parts standardization.
74731	LW-14754	Gage Assy.	Parts standardization.
76897	LW-14729	Gage Assy.	Parts standardization.
79071	LW-14737	Gage Assy.	Parts standardization.
LW-13010	LW-14730	Gage Assy.	Parts standardization.
LW-14770	75133	Gage Assy.	Parts standardization.
71045	70456	Bracket	Product improvement.
72307	72306	Bracket	Product improvement.
STD-690	STD-33	Washer	Product improvement.
Reference Page 1-5			
STD-28	STD-425	Washer	To improve clamp on shroud tube.
71714	76529	Plug	Machined for new adjustable oil pressure relief valve.
76163	77808	Valve Assy.	To use valve assy. having hex rather than slot for adjustment.
LW-10124	LW-11021	Bearing	New bearing has larger dowel hole.

SECTION 8  
PARTS SUPERSEDURES

SECTION 1 (CONT).

Part No.	Superseded by	Name	Remarks
Reference Page 1-5 (Cont.)			
73049	LW-10124	Bearing	New bearing has larger dowel hole.
74303	LW-11575	Bearing	To incorporate straight main bearing dowels.
77044	LW-13884	Bearing	Product improvement.
75210	77044	Bearing	Product improvement.
71637	75210	Bearing	Product improvement.
78319	LW-13885	Bearing	Product improvement.
74304	78319	Bearing	Product improvement.
LW-12077	LW-13792	Seal	Has glue retention grooves for use on direct drive engines.
77377	LW-12077	Seal	Product improvement.
76940	77377	Seal	Product improvement.
77377	LW-11997	Seal	Product improvement.
78443	LW-15628	Seal	Product improvement.
74305	78443	Seal	Product improvement.
69529	72877	Body, Hydraulic Tappet	Product improvement.
Reference Page 1-6			
77876	LW-14021	Shaft	Product improvement.
70395	73249	Washer	Product improvement.
70394	73250	Washer	Product improvement.
70393	73251	Washer	Product improvement.
MS-9048-111	AN565B1032H5	Set Screw	Product improvement.
70454	LW-13896	Plug	Shorter hex head.
Reference Page 1-7			
74576	75079	Crankshaft and Ct'wt. Assy.	Product improvement
73997	74576	Crankshaft and Ct'wt. Assy.	Product improvement.
72803	73997	Crankshaft and Ct'wt. Assy.	Center damper lug eliminated.
74957	75040	Crankshaft and Ct'wt. Assy.	Product improvement.

SECTION 8  
PARTS SUPERSEDURES

## SECTION 1 (CONT.)

Part No.	Superseded by	Name	Remarks
Reference Page 1-7 (Cont.)			
70256	73810	Bushing	Product improvement.
71327	72062	Bushing	Product improvement.
69837	71327	Bushing	Product improvement.
68700	69837	Bushing	Product improvement.
71326	72061	Bushing	Product improvement.
69836	71326	Bushing	Product improvement.
62530	69836	Bushing	Product improvement.
71325	72060	Bushing	Product improvement.
69838	71325	Bushing	Product improvement.
68886	69838	Bushing	Product improvement.
72071	72074	Bushing	Product improvement.
71325	72071	Bushing	Product improvement.
69838	71325	Bushing	Product improvement.
68886	69838	Bushing	Product improvement.
75657	79024	Bushing	Product improvement.
71906	LW-14820	Ring, Internal	Changes size.
STD-1559	STD-1937	Bolt	Product improvement.
75190	76148	Camshaft	Product improvement.
75030	77579	Support Assy.	Product improvement.
Reference Page 1-9			
LW-10575	LW-13795	Crankshaft	Product improvement.
73014	LW-10575	Crankshaft	Product improvement.
73010	73014	Crankshaft	Product improvement.
STD-1926	STD-2167	Screw	Product improvement.
STD-1409	STD-1926	Screw	Product improvement.
STD-1410	STD-2168	Nut	Product improvement.
71643	76155	Crankshaft Assy.	Product improvement.
75709	78368	Pin	Product improvement.
68753	76118	Spacer	Product improvement.

SECTION 8  
PARTS SUPERSEDURES

## SECTION 1 (CONT.)

Part No.	Superseded by	Name	Remarks
Reference Page 1-10			
STD-1415	STD-1931	Bolt	Product improvement.
LW-25H-2.00	STD-1646	Bolt	Product improvement.
STD-1415	STD-2084	Bolt	Product improvement.
STD-1197	AN-6-34A	Bolt	Product improvement.
STD-38	STD-596	Nut	Product improvement.
LW-10941	LW-11866	Spacer Nut	Product improvement.

## SECTION 2

Reference Page 2-1			
61352	73818	Gasket	Product improvement.
75367	76152	Accessory Housing	To provide positive lubrication.
71648	75367	Accessory Housing	To provide outboard support.
76487	78490	Accessory Housing	To provide positive lubrication.
LW-10915	LW-10916	Accessory Housing	Product improvement.
LW-10913	LW-10917	Accessory Housing	Product improvement.
61265	31CD-17	Stud	Parts standardization.
70470	31C-21	Stud	Parts standardization.
61668	31C-19	Stud	Parts standardization.
61238	25C-21	Stud	Parts standardization.
61262	25C-12	Stud	Parts standardization.
69942	25C-12	Stud	Parts standardization.
STD-453	STD-784	Plug	Product improvement.
STD-405	1102	Plug	Product improvement.
MS-124662	LW-12589	Insert	Product improvement.

## Reference Page 2-3

76354	78528	Body, Oil Pump	Product improvement.
69183	76354	Body, Oil Pump	Product improvement.
78532	LW-13775	Impeller Assy.	Product improvement.
67512	74641	Shaft, Oil Pump	Reduce stress.
78619	74641	Shaft, Oil Pump	Reduce stress.
69183	75287	Body Assy.	Product improvement.

SECTION 8  
PARTS SUPERSEDURES

## SECTION 2 (CONT.)

Part No.	Superseded by	Name	Remarks
Reference Page 2-3 (Cont.)			
73872	61297	Impeller	Product improvement.
73873	61298	Impeller	Product improvement.
61165	LW-14260	Seal	Product improvement.
STD-1415	STD-1931	Bolt	Increased thread engagement.
STD-705	STD-1875	Bolt	Product improvement.
Reference Page 2-5			
76691	LW-12795	Gasket	Product improvement.
74904	76691	Gasket	Product improvement.
61400	25C-10	Stud	Longer stud.
STD-1884	STD-1856	Screw	Product improvement.
74911	77853	Oil Filter	Product improvement.
LW-13217	LW-13904	Converter Plate	Product improvement.
LW-13215	LW-13906	Oil Filter Assy.	Product improvement.
69451	75944	Valve	Product improvement.
Reference Page 2-7			
STD-1177	STD-1774	Roll Pin	Product improvement.
67537	72974	Gear Assy.	Parts standardization.
60869	71596	Washer	Interchangeability.
AN-4045-1	8313	Gasket	Product improvement.
69675	62417	Plug	Product improvement.
Reference Page 2-9			
71673	72964	Gear Assy.	Parts standardization.
60869	71596	Washer	Parts standardization.
68531	71675	Adapter Assy.	Product improvement.
61262	25C-12	Stud	Parts standardization.
69942	25C-12	Stud	Parts standardization.
STD-1177	STD-1174	Roll Pin	Product improvement.
AN-4045-1	8313	Gasket	Product improvement.
20414	72412	Cover	Product improvement.

SECTION 8  
PARTS SUPERSEDURES

## SECTION 2 (CONT.)

Part No.	Superseded by	Name	Remarks
Reference Page 2-11			
75247	LW-15473	Fuel Pump	New cable is heavier.
75131	75247	Fuel Pump	Product improvement.
74999	75131	Fuel Pump	Product improvement.
73870	74999	Fuel Pump	Product improvement.
73973	73870	Fuel Pump	Product improvement.
73036	73973	Fuel Pump	Product improvement.
73160	LW-10799	Spacer	Parts standardization.
LW-11970	LW-13920	Pump	Parts standardization.
76537	LW-13909	Pump	Parts standardization.
77443	LW-13909	Pump	Parts standardization.
76846-1	76537	Pump	Product improvement.
61154	77309	Bushing	Parts standardization.
72247	72972	Gear Assy.	Parts standardization.
73310	69159	Adapter Assy.	Product improvement.
STD-1177	STD-1774	Roll Pin	Product improvement.

## SECTION 3

Reference Page 3-1

LW-11457	LW-11750	Connecting Rod Assy.	Interchangeable.
LW-10722	LW-11457	Connecting Rod Assy.	Product improvement.
74502	LW-10722	Connecting Rod Assy.	Product improvement.
71987	74502	Connecting Rod Assy.	Product improvement.
71092	71987	Connecting Rod Assy.	Product improvement.
65819	LW-13923	Bushing	Product improvement.
74644	75061	Bolt	Parts standardization.
71087	74644	Bolt	Parts standardization.
73171	74644	Bolt	Parts standardization.
45307	71087	Bolt	Parts standardization.
74645	75060	Bolt	Parts standardization.
73172	74645	Bolt	Parts standardization.
72794	73172	Bolt	Parts standardization.



SECTION 8  
PARTS SUPERSEDURES

## SECTION 3 (CONT.)

Part No.	Superseded by	Name	Remarks
Reference Page 3-1 (Cont.)			
74646	LW-12186	Nut	Parts standardization.
71950	74646	Nut	Parts standardization.
STD-872	71950	Nut	Parts standardization.
69460	71950	Nut	Parts standardization.
72218	LW-13521	Bearing	Product improvement.
74530	75089	Piston	Product improvement.
72967	74530	Piston	Product improvement.
78203	LW-10207	Piston	Product improvement.
75617	78203	Piston	Product improvement.
73264	75617	Piston	Product improvement.
73947	75617	Piston	Product improvement.
73023	73264	Piston	Product improvement.
72249	73947	Piston	Product improvement.
69457	73857	Ring	Parts standardization.
68509	69457	Ring	Parts standardization.
Reference Page 3-3			
75874	LW-12427	Cylinder and Head Assy.	Product improvement.
74973	75874	Cylinder and Head Assy.	Product improvement.
74974	LW-12987	Cylinder and Head Assy.	To incorporate small intake valve.
77344	LW-12988	Cylinder and Head Assy.	To incorporate small intake valve.
76496	77344	Alternator	Product improvement.
72212	LW-12688	Seat, Valve	Parts standardization.
71408	72212	Seat, Valve	Parts standardization.
69530	72058	Seat, Valve	Parts standardization.
66527	72058	Seat, Valve	Parts standardization.
67835	71894	Seat, Valve	Parts standardization.
71407	71894	Seat, Valve	Parts standardization.

SECTION 8  
PARTS SUPERSEDURES

SECTION 3 (CONT.)

Part No.	Superseded by	Name	Remarks
Reference Page 3-3 (Cont.)			
61250	76943	Guide, Valve	Flangeless exhaust valve.
60028	76943	Guide, Valve	Flangeless exhaust valve.
66713	LW-11956	Guide, Valve	Flangeless exhaust valve.
74230	77160	Guide, Valve	Flangeless exhaust valve.
69533	74230	Guide, Valve	Flangeless exhaust valve.
72897	LW-11957	Guide, Valve	Flangeless exhaust valve.
69693	72897	Guide, Valve	Flangeless exhaust valve.
69358	69693	Guide, Valve	Flangeless exhaust valve.
75838	LW-11958	Guide, Valve	Flangeless exhaust valve.
66796	69260	Insert	Parts standardization.
61261	31C-12	Stud	Parts standardization.
31C-13	31C-12	Stud	Parts standardization.
67528	31C-13	Stud	Parts standardization.
68510	25C-9	Stud	Parts standardization.
71451	66610	Bushing	Parts standardization.
AN-823-6D	MS-20823-6D	Elbow	Parts standardization.
73640	AN-823-6D	Elbow	Product improvement.
72034	72344	Stabilizer	Product improvement.
Reference Page 3-5			
72625	73938	Valve, Intake	Product improvement.
67905	72625	Valve, Intake	Product improvement.
73129	LW-13622	Valve, Intake	Product improvement.
LW-12949	LW-13622	Valve, Intake	Product improvement.
72612	73129	Valve, Intake	Rotator type.
73117	LW-12949	Valve, Intake	Rotator type.
71953	73117	Valve, Intake	Parts standardization.
67518	71953	Valve, Intake	Parts standardization.
67518	72612	Valve, Intake	Interchangeable.
71595	74541	Valve, Intake	Product improvement.

SECTION 8  
PARTS SUPERSEDURES

## SECTION 3 (CONT.)

Part No.	Superseded by	Name	Remarks
Reference Page 3-5 (Cont.)			
69534	71595	Valve, Intake	Product improvement.
66531	69534	Valve, Intake	Change to chrome stem.
71381	73111	Valve, Exhaust	Change to chrome stem.
66714	71381	Valve, Exhaust	Sodium cooled.
74802	LW-11167	Valve, Exhaust	Chrome stem.
74052	74802	Valve, Exhaust	Product improvement.
73111	74052	Valve, Exhaust	Rotator type.
71381	73111	Valve, Exhaust	Change to chrome stem.
66714	71381	Valve, Exhaust	Sodium cooled.
65567	LW-11795	Spring Valve	Product improvement.
68328	LW-11797	Spring Valve	Dimensional change.
LW-11799	LW-11797	Spring Valve	Dimensional change.
76352	LW-11799	Spring Valve	Dimensional change.
76994	LW-11800	Spring Valve	Dimensional change.
65427	76994	Spring Valve	Dimensional change.
68326	LW-11796	Spring Valve	Dimensional change.
LW-11798	LW-11796	Spring Valve	Dimensional change.
76351	LW-11798	Spring Valve	Dimensional change.
68325	LW-13321	Seat	Dimensional change.
68327	LW-10077	Seat	Dimensional change.
74554	LW-13323	Seat	Dimensional change.
73112	LW-13322	Seat	Dimensional change.
73115	LW-10076	Seat	Dimensional change.
69532	73115	Seat	Dimensional change.
62387	72050	Key	Dimensional change.
60009	72050	Key	Dimensional change.
72050	MS13997-3	Key	Dimensional change.
62387	72050	Key	Dimensional change.
69697	MS13998-3	Cap	Dimensional change.

SECTION 8  
PARTS SUPERSEDURES

## SECTION 3 (CONT.)

Part No.	Superseded by	Name	Remarks
Reference Page 3-5 (Cont.)			
76290	78290	Plunger Assy.	Dimensional change.
78289	78290	Plunger Assy.	Dimensional change.
76289	78289	Plunger Assy.	Dimensional change.
72876	76289	Plunger Assy.	Dimensional change.
71791	72876	Plunger Assy.	Dimensional change.
68312	71791	Plunger Assy.	Dimensional change.
68324	71791	Plunger Assy.	Dimensional change.
73062	76290	Plunger Assy.	Dimensional change.
72876	73062	Plunger Assy.	Dimensional change.
65074	78524	Socket	Parts standardization.
71083	LW-11485	Tube	Parts standardization.
75774	71083	Tube	Parts standardization.
71928	72255	Tube Assy.	Parts standardization.
66739	71928	Tube Assy.	Parts standardization.
LW-13428	LW-14995	Spring	Product improvement.
LW-12273	LW-13428	Spring	Product improvement.
68517	LW-12273	Spring	Product improvement.
79051	LW-13077	Spring	Product improvement.
66717	79051	Spring	Product improvement.
71449	79051	Spring	Product improvement.
74939	79051	Spring	Product improvement.
68518	LW-12272	Lockplate	Product improvement.
60053	62922	Seal	Product improvement.
Reference Page 3-7			
71135	73434	Rod Assy.	Interchangeability.
71136	73435	Rod Assy.	Interchangeability.
71137	73436	Rod Assy.	Interchangeability.
70282	73455	Rod Assy.	Interchangeability.
70283	73456	Rod Assy.	Interchangeability.

SECTION 8  
PARTS SUPERSEDURES

## SECTION 3 (CONT.)

Part No.	Superseded by	Name	Remarks
Reference Page 3-7 (Cont.)			
70284	73457	Rod Assy.	Interchangeability.
66719	71549	Washer	Dimensional change.
68806	72626	Shaft, Valve	Parts standardization.
60401	LW-13790	Shaft, Valve	Parts standardization.
61246	75906	Gasket	Parts standardization.
STD-1826	STD-1925	Screw	Product improvement.
67498	71481	Ring	Interchangeability.
77907	74887	Spacer	Parts standardization.
STD-38	383-B	Nut	Parts standardization.
STD-528	STD-2090	Nut	Parts standardization.
STD-2063	STD-2090	Nut	Parts standardization.
73720	75118	Gasket	Parts standardization.
67196	73720	Gasket	Parts standardization.
STD-2	STD-2043	Nut	Parts standardization.
MS20500-524	STD-2043	Nut	Parts standardization.
STD-50	STD-2	Nut	Parts standardization.
Reference Page 3-9			
AN816-6	STD-684	Nipple	Product improvement.
AN816-6D	AN816-6	Nipple	Product improvement.
STD-347	STD-2180	Hose	Product improvement.
STD-1821	STD-347	Hose	Product improvement.
STD-2188	LW-15592-5-05	Clamp	Product improvement.
STD-1924	LW-15592-5-05	Clamp	Product improvement.
STD-1252	STD-2188	Clamp	Product improvement.
STD-1252	STD-1924	Clamp	Product improvement.
STD-1914	STD-1252	Clamp	Product improvement.
STD-1924	STD-1914	Clamp	Product improvement.
72704	73027	Tube Assy.	Product improvement.
72152	75339	Baffle	Dimensional change.

SECTION 8  
PARTS SUPERSEDURES

## SECTION 3 (CONT.)

Part No.	Superseded by	Name	Remarks
Reference Page 3-9 (Cont.)			
71104	72152	Baffle	Dimensional change.
74718	75338	Baffle	Dimensional change.
71578	74718	Baffle	Dimensional change.
73708	74718	Baffle	Dimensional change.
71629	71610	Hook	Dimensional change.
STD-860	STD-692	Screw	Product improvement.
AN931-12-17	AN931-12S17	Grommet	Product improvement.

## SECTION 4

## Reference Page 4-1

LW-10302	LW-13642	Gear	Product improvement.
LW-12136	LW-13741	Cushion	Product improvement.
68874	LW-12136	Cushion	Product improvement.
78292	LW-12681	Gasket	Product improvement.
73820	78292	Gasket	Product improvement.
LW-384602-303	LW-684602-303	Harness	Interchangeability.
LW-384602-303	LW-384602-307	Harness	Interchangeability.
LW-320297-2	LW-620026-2	Clip	Dimensional change.
LW-320297-3	LW-14057	Clip	To provide clearance.
73650	LW-14057	Clip	To provide clearance.
62254	73650	Clip	Product improvement.
65530	62254	Clip	Product improvement.
LW-14060	LW-320298-2	Clip	Product improvement.
LW-320298-3	LW-14060	Clip	Product improvement.
LW-320299-6	LW-620029-6	Clip	Product improvement.
LW-320472-4	LW-620037-4	Clip	Product improvement.
LW-320299-5	62255	Clip	Product improvement.
LW-320232	LW-620036-4	Clip	Product improvement.
62255	LW-320232	Clip	Product improvement.
LW-89027-17	LW-14875	Bracket	Product improvement.



SECTION 8  
PARTS SUPERSEDURES

SECTION 4 (CONT.)

Part No.	Superseded by	Name	Remarks
Reference Page 4-1 (Cont.)			
LW-12202	MS21919-G12	Clamp	Product improvement.
MS21919-F12	LW-12202	Clamp	Product improvement.
72036	LW-12202	Clamp	Product improvement.
STD-705	STD-1925	Screw	Product improvement.
71571	LW-157208	Kit, Magneto	Parts standardization.
LW-12147	LW-382698	Kit, Magneto	Parts standardization.
Reference Page 4-3			
73008	74830	Gear	Product improvement.
73009	74830	Gear	Product improvement.
74881	75124	Gear	Product improvement.
74882	75124	Gear	Product improvement.
72282	74881	Gear	Product improvement.
70391	72282	Gear	Product improvement.
68874	LW-12136	Cushion, Magneto	Product improvement.
78292	LW-12681	Gasket, Magneto	Product improvement.
73820	78292	Gasket, Magneto	Product improvement.
71601	73000	Coupling	To provide 20° advance.
71601	73013	Coupling	To provide 20° advance.
73038	LW-163050-9	Magneto	Interchangeability.
72522	73038	Magneto	Product improvement.
73669	LW-163010-10	Magneto	Interchangeability.
73039	73669	Magneto	To provide 37-1/2° retard.
72523	73039	Magneto	Interchangeability.
75454	LW-349290-1	Magneto	Interchangeability.
75753	LW-349310-1	Magneto	Interchangeability.
75653	LW-349370-4	Magneto	Interchangeability.
LW-10172	LW-349310-8	Magneto	Interchangeability.
71571	LW-157208	Kit, Magneto	Parts standardization.
71574	LW-157209	Kit, Magneto	Parts standardization.

SECTION 8  
PARTS SUPERSEDURES

## SECTION 4 (CONT.)

Part No.	Superseded by	Name	Remarks
Reference Page 4-5			
LW-M-2123	LW-M-2469	Harness Assy.	Product improvement.
LW-M-2122	LW-M-2470	Harness Assy.	Product improvement.
1068-B	71910	Clamp	Product improvement.
STD-2011	STD-553	Screw	Parts standardization.
AN3650632C	AN365-632A	Nut	Self-locking.
LW-320299-5	62255	Clip	Product improvement.
STD-178	72351	Screw	Self-locking.
STD-860	72351	Screw	Self-locking.
LW-M-2159	LW-M-2460	Harness Assy.	Product improvement.
LW-M-2158	LW-M-2361	Harness Assy.	Product improvement.
LW-320297-3	LW-14057	Clip	Product improvement.
73650	LW-14057	Clip	Product improvement.
62254	73650	Clip	Product improvement.
LW-320298-3	LW-14060	Clip	Product improvement.
STD-860	STD-692	Screw	Product improvement.
76735	72815	Bracket	Product improvement.
73152	76735	Bracket	Product improvement.
LW-620515-3	LW-720515-3	Harness, Ignition	Product improvement.
78552	LW-620515-3	Harness, Ignition	Product improvement.
1182-U1	1182-B3	Spark Plug	Product improvement.
1182-M1	1182-B3	Spark Plug	Product improvement.
1182-U2	1182-Y3	Spark Plug	Long reach plugs.
1182-J4	1182-W5	Spark Plug	Product improvement.

## SECTION 5

Reference Page 5-1

76533	LW-13039	Bracket	Dimensional change.
STD-1823	73383	Lockplate	Parts standardization.
73276	75380	Link	Parts standardization.
75574	78639	Pulley and Shaft	Product improvement.

SECTION 8  
PARTS SUPERSEDURES

## SECTION 5 (CONT.)

Part No.	Superseded by	Name	Remarks
Reference Page 5-1 (Cont.)			
74517	78614	Alternator Pulley	Product improvement.
74520	78629	Ball Bearing	Parts standardization.
LW-10577	78629	Ball Bearing	Parts standardization.
MS-16625-1112	MS-16625-1125	Ring	Parts standardization.
74516	78617	Idler Shaft	Parts standardization.
STD-33	STD-690	Washer	Product improvement.
STD-761	STD-713	Pin	Product improvement.
Reference Page 5-3			
78407	LW-14308	Alternator	Product improvement.
78310	LW-14316	Alternator	Product improvement.
77470	78310	Alternator	To incorporate new slip ring.
78312	LW-14319	Alternator	Product improvement.
78314	LW-14324	Alternator	Product improvement.
77751	78314	Alternator	To incorporate new slip ring.
74322	76026	Belt	To incorporate dacron fiber.
77347	LW-10179	Regulator	Product improvement.
Reference Page 5-4			
LW-14207	LW-15571	Starter	Product improvement.
76211	LW-14207	Starter	Product improvement.
74092	76211	Starter	Product improvement.
73269	74092	Starter	Product improvement.
72567	73269	Starter	Product improvement.
LW-14208	LW-15572	Starter	Product improvement.
76212	LW-14208	Starter	Product improvement.
72462	76212	Starter	Product improvement.
73270	72462	Starter	Product improvement.
71452	73270	Starter	Product improvement.
STD-2085	STD-2156	Bolt	Product improvement.
STD-1323	STD-2156	Bolt	Product improvement.

SECTION 8  
PARTS SUPERSEDURES

## SECTION 5 (CONT.)

Part No.	Superseded by	Name	Remarks
Reference Page 5-4 (Cont.)			
STD-1202	STD-1323	Bolt	Product improvement.
76773	LW-12083	Switch	Product improvement.
61427	76773	Switch	Product improvement.
76775	LW-12085	Switch	Product improvement.

## SECTION 6

Part No.	Superseded by	Name	Remarks
Reference Page 6-1			
72812	LW-13306	Gasket	Product improvement.
72345	74833	Sump	Parts standardization.
74833	LW-13232	Sump	Product improvement.
72180	LW-11273	Clamp	Wider bearing surface.
68510	25C-9	Stud	Parts standardization.
69943	25C-11	Stud	Parts standardization.
61279	69943	Stud	Parts standardization.
STD-51	1102	Plug	Parts standardization.
STD-453	STD-784	Plug	Parts standardization.
STD-740	STD-355	Plug	Parts standardization.
LW-25H-200	STD-1646	Bolt	Parts standardization.
STD-705	STD-1875	Bolt	Parts standardization.
69335	LW-12545	Plug	Product improvement.
Reference Page 6-3			
72812	LW-13306	Gasket	Product improvement.
LW-14136	LW-14900	Sump Assy.	To provide airframe clearance.
AN-932-D8	STD-2184	Plug	Product improvement.
69943	25C-11	Stud	Product improvement.
25C-12	25C-11	Stud	Product improvement.
69942	25C-12	Stud	Product improvement.
61262	25C-12	Stud	Product improvement.
61279	69943	Stud	Product improvement.
STD-51	1102	Plug	Product improvement.

SECTION 8  
PARTS SUPERSEDURES

## SECTION 6 (CONT.)

Part No.	Superseded by	Name	Remarks
Reference Page 6-3 (Cont.)			
STD-50	STD-8	Washer	Product improvement.
LW-13808	70484	Screen	Product improvement.
LW-11050	LW-13808	Crankcase Assy.	Interchangeability.
LW-11022	LW-11050	Crankcase Assy.	Interchangeability.
78222	LW-11022	Crankcase Assy.	Interchangeability.
76605	78222	Crankcase Assy.	Interchangeability.
75102	76605	Crankcase Assy.	Interchangeability.
76895	75102	Crankcase Assy.	Interchangeability.
69335	LW-12545	Plug	New length.
Reference Page 6-4			
72812	LW-13306	Gasket	Product improvement.
71697	72056	Sump Assy.	To increase thread engagement.
67747	71697	Sump Assy.	To change location of nameplate.
69943	25C-11	Stud	Parts standardization.
25C-12	25C-11	Stud	Parts standardization.
69942	25C-12	Stud	Parts standardization.
61262	25C-12	Stud	Parts standardization.
61279	69943	Stud	Parts standardization.
68437	31C-15	Stud	Parts standardization.
68316	31C-15	Stud	Parts standardization.
67528	68316	Stud	Parts standardization.
AN-535-4-3	STD-1901	Drive Stud	Parts standardization.
STD-1820	AN-535-4-3	Screw	Parts standardization.
69335	LW-12545	Plug	New length.
Reference Page 6-5			
AN-737-TW74	LW-15592-8-28	Clamp	Product improvement.
60131	71973	Gasket	Product improvement.
60064	73346	Flange	Product improvement.
STD-50	STD-8	Washer	Product improvement.

SECTION 8  
PARTS SUPERSEDURES

## SECTION 6 (CONT.)

Part No.	Superseded by	Name	Remarks
Reference Page 6-5 (Cont.)			
73921	LW-12191	Intake Pipe	Interchangeability.
LW-12455	LW-12191	Intake Pipe	Interchangeability.
72753	73921	Intake Pipe	Interchangeability.
72754	LW-12192	Intake Pipe	Interchangeability.
73922	LW-12193	Intake Pipe	Interchangeability.
LW-12453	LW-12193	Intake Pipe	Interchangeability.
72755	73922	Intake Pipe	Interchangeability.
73923	LW-12194	Intake Pipe	Interchangeability.
LW-12454	LW-12194	Intake Pipe	Interchangeability.
72756	73923	Intake Pipe	Interchangeability.
75223	LW-12195	Intake Pipe	Interchangeability.
72192	73031	Housing Assy.	Interchangeability.
76972	78100	Housing Assy.	Interchangeability.
LW-10456	LW-15730	Housing Assy.	Product improvement.
67556	31C-16	Stud	Product improvement.
68316	31C-14	Stud	Product improvement.
67528	68316	Stud	Product improvement.
STD-51	1102	Plug	Parts standardization.
STD-50	STD-8	Washer	Product improvement.
STD-705	STD-1875	Bolt	Product improvement.
Reference Page 6-7			
65060	66224	Gasket	Product improvement.
76083	75176	Fuel Injector	Product improvement.
73758	74151	Nozzle	Parts standardization.
73029	73758	Nozzle	Parts standardization.
72841	73029	Nozzle	Parts standardization.
74591	LW-10475	Nozzle	Parts standardization.
AN-919-6D	AN-919-6	Reducer	Product improvement.
75952	76304	Elbow	Product improvement.
AN-816-4	AN-822-4	Elbow	Product improvement.



SECTION 8  
PARTS SUPERSEDURES

## SECTION 6 (CONT.)

Part No.	Superseded by	Name	Remarks
Reference Page 6-8			
73969	75283	Manifold Assy.	Customer request.
AN-823-4	MS-20823-4	Elbow	Product improvement.
AN-824-4	AN-823-4	Elbow	Product improvement.
AN-823-4	AN-816-4	Nipple	Product improvement.
1102	75447	Nipple	Product improvement.
LW-12604	75447	Nipple	Product improvement.
75283	79007	Manifold Assy.	Customer request.
73969	75283	Manifold Assy.	Customer request.
75573	LW-13518	Manifold Assy.	Customer request.
AN-500-A10-8	STD-82	Screw	Parts standardization.
STD-1897	STD-1499	Bolt	Parts standardization.
Reference Page 6-9			
LW-12098-1-200	LW-12098-0-200	Tube Assy.	Product improvement.
73963	LW-12098-1-200	Tube Assy.	Product improvement.
LW-12098-1-170	LW-12098-0-170	Tube Assy.	Product improvement.
LW-12098-2-276	LW-12098-0-276	Tube Assy.	Product improvement.
LW-12098-2-264	LW-12098-2-276	Tube Assy.	Product improvement.
LW-12098-1-134	LW-12098-0-134	Tube Assy.	Product improvement.
73796	LW-12098-1-134	Tube Assy.	Product improvement.
LW-12098-2-210	LW-12098-0-210	Tube Assy.	Product improvement.
LW-12202	MS-21919-G12	Clip	Product improvement.
MS-21919-F12	LW-12202	Clip	Product improvement.
72036	MS-21919-F12	Clip	Product improvement.
LW-12145	LW-12516	Clip	Product improvement.
73152	76735	Bracket	Product improvement.
LW-320300-4	73971	Clamp	Product improvement.
73971	73751	Clip	Product improvement.
AN-823-6	MS-20823-6	Elbow	Product improvement.
AN-823-4	AN-823-6	Elbow	Product improvement.

SECTION 8  
PARTS SUPERSEDURES

## SECTION 6 (CONT.)

Part No.	Superseded by	Name	Remarks
Reference Page 6-9 (Cont.)			
AN-824-4	AN-823-4	Elbow	Product improvement.
AN-822-6-8	MS-20822-6	Elbow	Product improvement.
Reference Page 6-10			
76870	78523	Elbow	Interchangeability.
AN-822-8	76422	Elbow	Interchangeability.
AN-822-6	72377	Elbow	Interchangeability.
AN-815-6	75739	Nipple	Interchangeability.
AN-816-6	AN-815-6	Nipple	Interchangeability.
AN-816-6D	AN-816-6	Nipple	Interchangeability.
LW-10049	LW-10446	Elbow	Interchangeability.
77369	LW-10049	Elbow	Interchangeability.
73974	LW-13175-4-274	Hose Assy.	Product improvement.
74222	LW-13181-6-254	Hose Assy.	Product improvement.
72467	74222	Hose Assy.	Product improvement.
74532	LW-13175-4-340	Hose Assy.	Product improvement.
LW-12799-6-110	LW-12799-6S-110	Hose Assy.	Product improvement.
73320	LW-12799-6-110	Hose Assy.	Product improvement.
75203	LW-13177-4-334	Hose Assy.	Product improvement.
72863	75203	Hose Assy.	Product improvement.
LW-12877-6-051	LW-12877-6S-051	Hose Assy.	Product improvement.
LW-10445	LW-12877-6-051	Hose Assy.	Product improvement.
77958	LW-12798-4-340	Hose Assy.	Product improvement.

NUMERICAL INDEX

PART NO.	PART NAME	PAGE NO.	PART NO.	PART NAME	PAGE NO.
AN6-12	Bolt	5-1	LW-10647	Dowel	1-1
AN6-13	Bolt	5-1	LW-10660	Oil Filter Assy.	2-5
AN6-14	Bolt	5-1	LW-10671	Gear Assy.	2-9
AN6-16	Bolt	5-1	LW-10799	Spacer	2-11
AN6-34A	Bolt	1-10	LW-10806	Spacer	2-9
AN8-14A	Bolt	1-7	LW-10807	Adapter Assy.	2-9
AN365-632A	Nut	4-5	LW-10843	Crankshaft Assy.	1-7
AN565B1032H5	Set Screw	1-6	LW-10844	Crankshaft and C'wt. Assy.	1-7
AN780-2	Nipple	6-8	LW-10904	Housing Assy.	2-1
AN791-2	Elbow	6-8	LW-10908	Housing Assy.	2-1
AN814-10L	Plug	2-7	LW-10916	Housing Assy.	2-1
AN816-4	Nipple	6-8	LW-10917	Housing Assy.	2-1
AN816-8	Nipple	2-7	LW-10952	Shim	5-1
AN822-4	Elbow	6-7	LW-10975	Gage Assy.	1-3
AN822-8	Elbow	2-7	LW-10976	Fuel Injector	6-7
AN844-16D	Fitting Breather	2-7	LW-11021	Bearing	1-5
AN901-8C	Washer	2-5	LW-11166	Fuel Pump	2-11
AN919-6	Reducer	6-7	LW-11167	Valve	3-5
AN931-12S17	Grommet	3-9	LW-11218	Fuel Injector	6-7
AN123857	"O" Ring	2-9	LW-11273	Clamp	6-1
LW-10076	Seat	3-5	LW-11476	Adapter	2-5
LW-10077	Seat	3-5	LW-11477	Bolt	2-5
LW-10091	Link Alternator	5-1	LW-11483	Adapter Assy. Oil Filter	2-5
LW-10179	Regulator	5-3	LW-11485	Tube	3-5
LW-10185	Regulator	5-3	LW-11575	Bearing	1-5
LW-10207	Piston	3-1	LW-11713	Spring	1-5
LW-10284	Gear	1-7	LW-11750	Connecting Rod Assy.	3-1
LW-10290	Gear Assy.	1-9	LW-11795	Spring	3-5
LW-10292	Gear Assy.	1-9	LW-11796	Spring	3-5
LW-10303	Plug	2-7	LW-11797	Spring	3-5
LW-10307	Gear Assy.	2-7	LW-11800	Spring	3-5
LW-10318	Gear Assy.	2-3	LW-11866	Spacer Nut	1-10
LW-10320	Sleeve	2-5	LW-11924	Fuel Injector	6-7
LW-10321	Spring	2-5	LW-11925	Tube Assy.	6-10
LW-10324	Gear Assy.	1-9	LW-11942	Crankshaft Assy.	1-7
LW-10329	Shaftgear Assy.	2-11	LW-11943	Crankshaft and C'wt. Assy.	1-7
LW-10331	Adapter Assy.	2-9	LW-11956	Guide	3-3
LW-10332	Lockplate	1-7	LW-11957	Guide	3-3
LW-10341	Insert	2-1	LW-11958	Guide	3-3
LW-10344	Body Assy.	2-3	LW-12083	Switch	5-4
LW-10442	Gear	1-6	LW-12085	Switch	5-4
LW-10446	Elbow	6-10	LW-12098-0-134	Tube Assy.	6-9
LW-10454	Housing Assy.	6-1	LW-12098-0-170	Tube Assy.	6-9
LW-10541	Gear Assy.	1-6	LW-12098-0-200	Tube Assy.	6-9
LW-10608	Clip	3-9	LW-12098-0-210	Tube Assy.	6-9
LW-10609	Rivet	3-9	LW-12098-0-276	Tube Assy.	6-9
LW-10610	Baffle and Clip Assy.	3-9	LW-12136	Cushion	4-3
LW-10611	Baffle and Clip Assy.	3-9	LW-12186	Nut	3-1
LW-10641	Housing Assy.	2-1	LW-12191	Pipe	6-5
LW-10646	Connecting Rod Assy.	3-1	LW-13642	Gear Retainer	4-1

## NUMERICAL INDEX

PART NO.	PART NAME	PAGE NO.	PART NO.	PART NAME	PAGE NO.
LW-13775	Impeller Assy.	2-3	LW-12193	Pipe	6-5
LW-13781	Crankcase Assy.	1-1	LW-12194	Pipe	6-5
LW-13790	Shaft	3-7	LW-12195	Pipe	6-5
LW-13792	Seal	1-5	LW-12272	Lockplate	3-5
LW-13794	Stud	1-1	LW-12427	Cylinder and Head Assy.	3-3
LW-13795	Shaft	1-9	LW-12516	Clip	6-9
LW-13831	Crankcase Assy.	1-1	LW-12545	Plug	6-1
LW-13837	Crankcase Assy.	1-1	LW-12545	Plug	6-3
LW-13838	Crankcase Assy.	1-1	LW-12545	Plug	6-4
LW-13844	Crankcase Assy.	1-1	LW-12561	Crankshaft Assy.	1-7
LW-13847	Crankcase Assy.	1-1	LW-12562	Crankshaft and C'wt. Assy.	1-7
LW-13884	Bearing	1-5	LW-12582	Crankshaft Assy.	1-7
LW-13885	Bearing	1-5	LW-12583	Crankshaft and C'wt. Assy.	1-7
LW-13896	Plug	1-6	LW-12589	Insert	2-1
LW-13904	Kit, Oil Filter	2-5	LW-12604	Nipple	6-8
LW-13906	Oil Filter	2-5	LW-12681	Gasket	4-1
LW-13909	Fuel Pump	2-11	LW-12681	Gasket	4-3
LW-13920	Fuel Pump	2-11	LW-12688	Seat	3-3
LW-13923	Bushing	3-1	LW-12707	Adapter	4-3
LW-14021	Shaft	1-6	LW-12795	Gasket	2-5
LW-14057	Clip	4-1	LW-12798-4-340	Hose Assy.	6-10
LW-14057	Clip	4-5	LW-12799-6S-110	Hose Assy.	6-10
LW-14060	Clip	4-1	LW-12876-4S-344	Hose Assy.	6-10
LW-14060	Clip	4-5	LW-12877-6-124	Hose	6-10
LW-14178	Plug	2-7	LW-12877-6S-051	Hose Assy.	6-10
LW-14183	Tube Assy.	6-10	LW-12892	Thrust Button	3-7
LW-14184	Fuel Injector	6-7	LW-12987	Cylinder and Head Assy.	3-3
LW-14260	Seal	2-3	LW-12988	Cylinder and Head Assy.	3-3
LW-14308	Alternator	5-3	LW-13039	Bracket	5-1
LW-14316	Alternator	5-3	LW-13077	Spring	3-5
LW-14319	Alternator	5-3	LW-13175-4-274	Hose Assy.	6-10
LW-14324	Alternator	5-3	LW-13175-4-340	Hose Assy.	6-10
LW-14637	Shim	5-1	LW-13177-4-334	Hose Assy.	6-10
LW-14649	Shim	5-1	LW-13181-6-254	Hose	6-10
LW-14729	Gage Assy.	1-3	LW-13215	Oil Filter	2-5
LW-14730	Gage Assy.	1-3	LW-13232	Housing Assy.	6-1
LW-14732	Gage Assy.	1-3	LW-13306	Gasket	6-1
LW-14737	Gage Assy.	1-3	LW-13306	Gasket	6-3
LW-14740	Gage Assy.	1-3	LW-13306	Gasket	6-4
LW-14754	Gage Assy.	1-3	LW-13321	Seat	3-5
LW-14756	Gage Assy.	1-3	LW-13322	Seat	3-5
LW-14820	Ring	1-7	LW-13323	Seat	3-5
LW-14828	Reducer	2-7	LW-13383	Baffle	6-1
LW-14875	Bracket	4-1	LW-13384	Support	6-1
LW-14900	Sump Assy.	6-3	LW-13385	Support	6-1
LW-14954	Bearing	3-1	LW-13518	Manifold Assy.	6-8
LW-14995	Spring	3-5	LW-13521	Bearing	3-1
LW-15473	Fuel Pump	2-11	LW-13622	Valve	3-5
LW-15571	Starter	5-4	LW-13641	Cushion	4-1
LW-12192	Pipe	6-5	LW-15572	Starter	5-4

NUMERICAL INDEX

PART NO.	PART NAME	PAGE NO.	PART NO.	PART NAME	PAGE NO.
LW-15592-505	Clamp	3-9	MS-20823-6	Elbow	6-9
LW-15592-8-28	Clamp	6-5	MS-20823-6D	Elbow	3-3
LW-15628	Seal	1-5	MS-20823-8	Elbow	2-7
LW-15730	Housing Assy.	6-5	MS-21919-G12	Clip	6-9
LW-13175-303	Hose Assy.	6-10	MS-21919-G12	Clip	4-1
LW-157208	Kit, Magneto	4-1	MS-28775-147	Seal, "O" Ring	2-5
LW-157208	Kit, Magneto	4-3	MS-29512-6	Seal, Oil	6-7
LW-157209	Kit, Magneto	4-3	MS-29512-10	Seal, Oil	2-7
LW-163050-9	Magneto	4-3	STD-8	Washer	1-10
LW-320298-2	Clip	4-1	STD-8	Washer	2-3
LW-320472-4	Clip	4-5	STD-8	Washer	2-5
LW-349290-1	Magneto	4-3	STD-8	Washer	2-7
LW-349310-1	Magneto	4-3	STD-8	Washer	2-9
LW-349310-8	Magneto	4-3	STD-8	Washer	4-1
LW-349370-4	Magneto	4-3	STD-8	Washer	4-5
LW-382560-11	Magneto	4-1	STD-8	Washer	6-1
LW-382560-13	Magneto	4-1	STD-8	Washer	6-3
LW-382610-13	Magneto	4-1	STD-8	Washer	6-4
LW-382698	Kit, Magneto	4-1	STD-8	Washer	6-5
LW-384602-307	Harness	4-1	STD-19	Dowel	1-6
LW-385126-105	Magneto	4-1	STD-33	Washer	1-3
LW-385126-107	Magneto	4-1	STD-33	Washer	1-10
LW-385146-111	Magneto	4-1	STD-33	Washer	2-11
LW-620026-2	Clip	4-1	STD-35	Washer	1-6
LW-620029-6	Clip	4-1	STD-35	Washer	2-3
LW-620036-4	Clip	4-1	STD-35	Washer	2-9
LW-620037-4	Clip	4-1	STD-35	Washer	2-11
LW-684602-303	Harness	4-1	STD-35	Washer	3-7
LW-720515-3	Harness Assy.	4-5	STD-35	Washer	5-4
LW-M-2376	Plate, Spark Plug Cable	4-5	STD-35	Washer	6-7
LW-M-2454	Harness Assy.	4-5	STD-71	Plug	6-3
LW-M-2455	Harness Assy.	4-5	STD-82	Screw	6-8
LW-M-2460	Harness Assy.	4-5	STD-91	Plug	6-1
LW-M-2461	Harness Assy.	4-5	STD-111	Gasket	6-1
LW-M-2463	Harness Assy.	4-5	STD-111	Gasket	6-3
LW-M-2464	Harness Assy.	4-5	STD-111	Gasket	6-4
LW-M-2466	Harness Assy.	4-5	STD-160	Washer	1-10
LW-M-2467	Harness Assy.	4-5	STD-160	Washer	2-3
LW-M-2469	Harness Assy.	4-5	STD-160	Washer	2-5
LW-M-2470	Harness Assy.	4-5	STD-160	Washer	2-7
MS-124703	Insert	2-1	STD-160	Washer	2-9
M-1985-48	Replacement Lead	4-5	STD-160	Washer	3-7
M-1985-72	Replacement Lead	4-5	STD-160	Washer	4-1
M-13997-3	Key, Valve	3-5	STD-160	Washer	4-5
MS-13998-3	Cap, Valve	3-5	STD-160	Washer	6-1
MS-16625-1081	Ring	1-9	STD-160	Washer	6-3
MS-16625-1100	Ring	2-5	STD-160	Washer	6-4
MS-16625-1125	Ring	5-1	STD-160	Washer	6-5
MS-20822-6	Elbow	6-9	STD-160	Washer	6-8
MS-20823-4	Elbow	6-8	STD-208	Seal	2-7

## NUMERICAL INDEX

PART NO.	PART NAME	PAGE NO.	PART NO.	PART NAME	PAGE NO.
STD-208	Seal	2-9	STD-860	Screw	6-9
STD-213	Seal	2-11	STD-872	Nut	1-10
STD-251	Washer	3-9	STD-872	Nut	5-1
STD-251	Washer	6-8	STD-1045	Gasket	1-5
STD-294	Gasket	2-5	STD-1065	Dowel	1-7
STD-294	Gasket	2-7	STD-1164	Insert	6-3
STD-355	Plug	6-1	STD-1173	Insert	6-4
STD-425	Washer	1-5	STD-1201	Bolt	6-7
STD-425	Washer	6-1	STD-1204	Bolt	2-3
STD-425	Washer	6-9	STD-1211	Plug	1-7
STD-475	Washer	1-6	STD-1215	Bolt	2-3
STD-475	Washer	2-9	STD-1215	Bolt	6-5
STD-475	Washer	2-11	STD-1339	Plug	1-1
STD-475	Washer	3-7	STD-1339	Plug	2-1
STD-475	Washer	4-1	STD-1339	Plug	2-3
STD-475	Washer	4-3	STD-1409	Nut	1-10
STD-475	Washer	5-4	STD-1410	Nut	1-6
STD-475	Washer	6-7	STD-1410	Nut	2-9
STD-514	Dowel	1-1	STD-1410	Nut	2-11
STD-514	Dowel	6-1	STD-1410	Nut	3-7
STD-551	Plug	6-1	STD-1410	Nut	4-1
STD-551	Plug	6-3	STD-1410	Nut	4-3
STD-551	Plug	6-4	STD-1410	Nut	5-4
STD-553	Screw	4-5	STD-1410	Nut	6-7
STD-557	Dowel	1-1	STD-1411	Nut	1-10
STD-589	Gasket	6-1	STD-1411	Nut	2-5
STD-596	Nut	1-3	STD-1411	Nut	2-7
STD-596	Nut	1-10	STD-1411	Nut	2-9
STD-669	Washer	5-1	STD-1411	Nut	3-5
STD-670	Nut	3-9	STD-1411	Nut	3-7
STD-670	Nut	4-1	STD-1411	Nut	4-5
STD-670	Nut	4-5	STD-1411	Nut	6-1
STD-670	Nut	6-9	STD-1411	Nut	6-3
STD-676	Nut	5-1	STD-1411	Nut	6-4
STD-678	Washer	1-3	STD-1414	Bolt	1-10
STD-678	Washer	1-10	STD-1416	Bolt	1-10
STD-684	Nipple	3-9	STD-1419	Bolt	1-10
STD-690	Washer	5-1	STD-1419	Bolt	2-3
STD-692	Screw	3-9	STD-1419	Bolt	6-1
STD-692	Screw	4-1	STD-1419	Bolt	6-3
STD-692	Screw	4-5	STD-1419	Bolt	6-4
STD-692	Screw	6-9	STD-1420	Nut	2-3
STD-696	Washer	4-1	STD-1499	Bolt	6-8
STD-696	Washer	4-5	STD-1631	Dowel	2-9
STD-705	Bolt	2-11	STD-1646	Bolt	1-10
STD-713	Cotter Pin	5-1	STD-1646	Bolt	6-1
STD-784	Plug	2-1	STD-1686	Screw	3-9
STD-784	Plug	2-7	STD-1686	Screw	6-1
STD-784	Plug	6-1	STD-1688	Bolt	6-1
STD-798	Dowel	1-6	STD-1688	Bolt	6-3



## NUMERICAL INDEX

PART NO.	PART NAME	PAGE NO.	PART NO.	PART NAME	PAGE NO.
STD-1688	Bolt	6-4	25C-22	Stud	2-9
STD-1727	Washer	4-3	31C-12	Stud	1-1
STD-1727	Washer	5-1	31C-12	Stud	3-3
STD-1727	Washer	6-7	31C-13	Stud	1-1
STD-1737	Ring	2-11	31C-13	Stud	3-3
STD-1763	Locknut	6-7	31C-14	Stud	1-1
STD-1774	Dowel	2-7	31C-14	Stud	6-5
STD-1774	Pin	2-9	31C-15	Stud	6-4
STD-1774	Pin	2-11	31C-16	Stud	1-1
STD-1821	Hose	3-9	31C-16	Stud	6-5
STD-1828	Bolt	2-9	31C-19	Stud	2-1
STD-1838	Bolt	5-1	31C-21	Stud	2-1
STD-1849	Insert	2-5	31CD-17	Stud	2-1
STD-1856	Screw	2-5	31CD-20	Stud	2-1
STD-1872	Insert	3-3	38-13	Stud	1-1
STD-1874	Screw	4-1	38-15	Stud	1-1
STD-1874	Screw	4-5	38-15	Stud	6-1
STD-1875	Bolt	2-3	38-15	Stud	6-3
STD-1875	Bolt	6-1	38-15	Stud	6-4
STD-1875	Bolt	6-5	38-16	Stud	1-1
STD-1882	Screw	2-11	38-22	Stud	1-1
STD-1889	Bolt	5-1	38D-17	Stud	1-1
STD-1901	Drive Stud	6-4	383-B	Nut	3-7
STD-1925	Screw	3-7	50-15	Stud	1-1
STD-1925	Screw	4-1	1028-B	Ball	1-5
STD-1925	Screw	4-5	1102	Plug	1-1
STD-1931	Bolt	1-10	1102	Plug	2-1
STD-1931	Bolt	2-3	1102	Plug	6-1
STD-1937	Screw	1-7	1102	Plug	6-3
STD-2029	Bolt	4-1	1102	Plug	6-5
STD-2029	Bolt	4-5	1182-B3	Spark Plug	4-5
STD-2043	Nut	3-7	1182-D4	Spark Plug	4-5
STD-2078	Dowel	1-7	1182-J3	Spark Plug	4-5
STD-2084	Bolt	1-10	1182-K4	Spark Plug	4-5
STD-2090	Nut	3-7	1182-W5	Spark Plug	4-5
STD-2156	Bolt	5-4	1182-Y3	Spark Plug	4-5
STD-2167	Screw	1-9	1540	Plug	2-7
STD-2168	Nut	1-9	8313	Gasket	2-7
STD-2180	Hose	3-9	8313	Gasket	2-9
STD-2184	Plug	6-3	20415	Gasket	2-9
25C-8	Stud	3-3	60009	Key, Valve	3-5
25C-9	Stud	3-3	60096	Gasket	2-11
25C-9	Stud	6-1	60398	Bushing	3-7
25C-10	Stud	2-5	60422	Screen	6-1
25C-11	Stud	6-1	60430	Cover	2-7
25C-11	Stud	6-3	60430	Cover	2-9
25C-11	Stud	6-4	60746	Impeller	2-3
25C-12	Stud	2-1	60803	Strap	1-10
25C-12	Stud	2-9	60945	Plug	1-7
25C-21	Stud	2-1	61084	Spring	1-5

NUMERICAL INDEX

PART NO.	PART NAME	PAGE NO.	PART NO.	PART NAME	PAGE NO.
61173	Gasket	2-5	69532	Seat	3-5
61183	Gasket	2-7	69551	Gasket	2-9
61247	Cover	3-7	69603	Hose	6-5
61260	Exhaust	3-7	69675	Connector	2-7
61261	Stud	2-1	69796	Dowel	1-1
61297	Impeller	2-3	70310	Seal	3-5
61298	Impeller	2-3	70455	Gasket	1-6
61503	Sleeve	3-5	70456	Bracket	1-3
61544	Plunger	1-9	70457	Gasket	1-3
61548	Nameplate	6-4	70474	Washer	2-11
62224	Gasket	4-3	70484	Screen	6-3
62255	Clip	4-1	70484	Screen	6-4
62255	Clip	4-5	70485	Pipe	6-5
62417	Plug	2-7	71481	Ring, Oil Seal	3-7
62817	Screen Assy.	2-5	71549	Washer	3-7
65321	Gasket	3-7	71596	Washer	2-7
62388	Cap, Valve Stem	3-5	71596	Washer	2-9
62922	Seal	3-5	71610	Hook	3-9
65007	Retainer	1-1	71611	Retainer	3-9
65441	Seat	3-5	71640	Plug	1-7
65614	Plug	3-9	71651	Fitting Breather	2-7
66224	Gasket	6-7	71652	Gear Assy.	1-9
66610	Bushing	3-3	71664	Gear Assy.	2-11
66670	Bushing	3-3	71667	Lockplate	2-11
66728	Washer	3-5	71668	Gear Assy.	1-9
66731	Cover	3-7	71675	Adapter Assy.	2-9
66732	Gasket	3-7	71699	Connector	6-3
66796	Insert, Spark Plug	3-3	71699	Connector	6-4
67112	Rocker Assy.	3-7	71737	Tube Assy.	3-9
67113	Rocker Assy.	3-7	71894	Seat	3-3
67114	Bushing	3-7	71903	Bushing	1-7
67193	Gasket	3-7	71907	Washer	1-7
67195	Exhaust	3-7	71910	Clamp	4-5
67514	Gear	1-7	71973	Gasket	6-5
67516	Lockplate	1-7	72050	Key, Valve	3-5
67528	Stud	2-1	72053	Gasket	1-6
67530	Bushing	1-9	72056	Sump Assy.	6-4
67536	Adapter Assy.	2-7	72057	Seat	3-3
67542	Ball Bearing	4-3	72058	Seat	3-3
68315	Gasket	2-9	72059	Gasket	1-3
68668	Spring	1-5	72060	Bushing	1-7
68759	Tube Assy.	3-9	72061	Bushing	1-7
68761	Tube Assy.	3-9	72062	Bushing	1-7
68795	Cover	3-7	72074	Bushing	1-7
69106	Cover	2-9	72091	Ring, Oil Seal	1-5
69159	Adapter Assy.	2-11	72155	Bushing	1-7
69164	Gasket	2-11	72158	Bushing	1-1
69260	Insert, Spark Plug	3-3	72167	Pipe, Extension	6-1
69444	Rocker Assy.	3-7	72168	Pipe, Extension	6-1
69510	Housing	2-5	72169	Pipe, Extension	6-1

## NUMERICAL INDEX

PART NO.	PART NAME	PAGE NO.	PART NO.	PART NAME	PAGE NO.
72179	Stud	6-1	73455	Rod Assy.	3-7
72210	Gasket	6-5	73456	Rod Assy.	3-7
72220	Gasket	1-3	73457	Rod Assy.	3-7
72245	Support Assy.	1-7	73458	Rod Assy.	3-7
72246	Shaft	2-11	73636	Coupling	4-3
72255	Shroud Tube Assy.	3-5	73644	Counterweight Assy.	1-7
72306	Bracket	1-3	73751	Clamp	6-9
72312	Ring, Oil Seal	1-3	73772	Nozzle Assy.	1-1
72343	Stabilizer	3-3	73810	Bushing	1-7
72344	Stabilizer	3-3	73818	Gasket	2-1
72351	Screw	4-5	73857	Ring	3-1
72377	Elbow	6-10	73937	Fuel Injector	6-7
72378	Cover	1-6	73938	Valve	3-5
72412	Cover	2-9	73965	Bracket	6-8
72566	Gear	1-7	73966	Spacer	6-8
72626	Shaft	3-7	73971	Clamp	6-9
72702	Tube Assy.	3-9	73075	Baffle Assy.	3-9
72703	Tube Assy.	3-9	74070	Elbow	6-9
72706	Insert	6-1	74151	Nozzle Assy.	6-7
72711	Ring	6-5	74241	Ring	3-1
72797	Roller	1-7	74278	Bracket Assy.	6-9
72801	Counterweight Assy.	1-7	74494	Plate	3-7
72815	Bracket	4-5	74519	Alternator Belt	5-3
72834	Cover	3-9	74541	Valve	3-5
72877	Hydraulic Tappet Body	1-5	74630	Flange	6-5
72958	Baffle	6-1	74636	Rocker Assy.	3-7
72960	Plug	6-1	74637	Bushing	3-7
72964	Gear Assy.	2-9	74641	Shaft	2-3
72965	Roller	1-7	74718	Baffle Assy.	3-9
72972	Shaftgear Assy.	2-11	74830	Gear Retainer	4-3
72974	Gear Assy.	2-7	74833	Housing Assy.	6-1
72996	Fitting Breather	2-7	74887	Spacer	3-7
73000	Coupling	4-3	75009	Bracket	6-8
73013	Coupling	4-3	75030	Support Assy.	1-7
73027	Tube Assy.	3-9	75039	Crankshaft Assy.	1-7
73031	Housing Assy.	6-5	75040	Crankshaft and C'wt. Assy.	1-7
73032	Gasket	6-7	75060	Bolt	3-1
73050	Clip	4-1	75061	Bolt	3-1
73136	Bracket	6-9	75078	Crankshaft Assy.	1-7
73152	Bracket	6-9	75079	Crankshaft and C'wt. Assy.	1-7
73249	Washer	1-6	75089	Piston	3-1
73250	Washer	1-6	75118	Gasket	3-7
73251	Washer	1-6	75124	Gear Retainer	4-3
73252	Washer	1-6	75133	Gage Assy.	1-3
73111	Valve	3-5	75283	Manifold Assy.	6-8
73346	Flange	6-5	75287	Body Assy.	2-3
73383	Lockplate	5-1	75338	Baffle Assy.	3-9
73434	Rod Assy.	3-7	75339	Baffle Assy.	3-9
73435	Rod Assy.	3-7	75380	Link Alternator	5-1
73436	Rod Assy.	3-7	75444	Adapter	6-1

## NUMERICAL INDEX

PART NO.	PART NAME	PAGE NO.	PART NO.	PART NAME	PAGE NO.
75447	Nipple	6-8	77160	Guide	3-3
75567	Fuel Injector	6-7	77309	Bushing	2-11
75573	Manifold Assy.	6-8	77369	Tube	6-9
75656	Bushing	1-7	77467	Spring	1-5
75657	Bushing	1-7	77527	Extension	1-3
75675	Extension	1-3	77579	Support Assy.	1-7
75737	Extension	1-3	77653	Housing Assy.	6-5
75739	Nipple	6-10	77654	Spacer	6-7
75906	Gasket	3-7	77756	Bracket	5-1
75944	Valve Assy.	2-5	77757	Bracket	5-1
75965	Clamp	4-1	77770	Extension	1-3
75965	Clamp	4-3	77808	Valve Assy.	1-5
76026	Alternator Belt	5-3	77852	Oil Filter Base Assy.	2-5
76118	Spacer	1-9	77853	Oil Filter Housing Assy.	2-5
76148	Camshaft	1-7	77872	Bushing	1-6
76152	Housing Assy.	2-1	77906	Spacer	3-7
76155	Shaft Assy.	1-9	78059	Overvoltage Relay	5-3
76220	Stud	1-10	78060	Overvoltage Relay	5-3
76304	Elbow	6-7	78100	Housing Assy.	6-5
76422	Elbow	6-10	78290	Plunger Assy.	3-5
76486	Fuel Pump	2-11	78368	Pin	1-9
76529	Plug	1-5	78490	Housing Assy.	2-1
76534	Shim	5-1	78523	Elbow	6-10
76539	Seat	2-5	78524	Socket	3-5
76734	Zip Strap	4-1	78528	Body Assy.	2-3
76734	Zip Strap	4-5	78614	Pulley	5-1
76735	Bracket	6-9	78617	Idler Shaft	5-1
76768	Lockwasher	5-1	78629	Ball Bearing	5-1
76769	Locknut	5-1	78639	Pulley and Shaft Assy.	5-1
76784	Shaft	2-3	78924	Manifold Assy.	6-8
76786	Gear	1-7	78993	Fuel Pump	2-11
76787	Roller	1-7	79007	Manifold Assy.	6-8
76788	Roller	1-7	79024	Bushing	1-7
76799	Crankshaft Assy.	1-7	79034	Fuel Injector	6-7
76801	Crankshaft and C'wt. Assy.	1-7	10-720631-48	Replacement Lead	4-1
76943	Guide	3-3	10-720631-48	Replacement Lead	4-5
77003	Fuel Injector	6-7	10-720631-78	Replacement Lead	4-1
			10-720631-78	Replacement Lead	5-4